

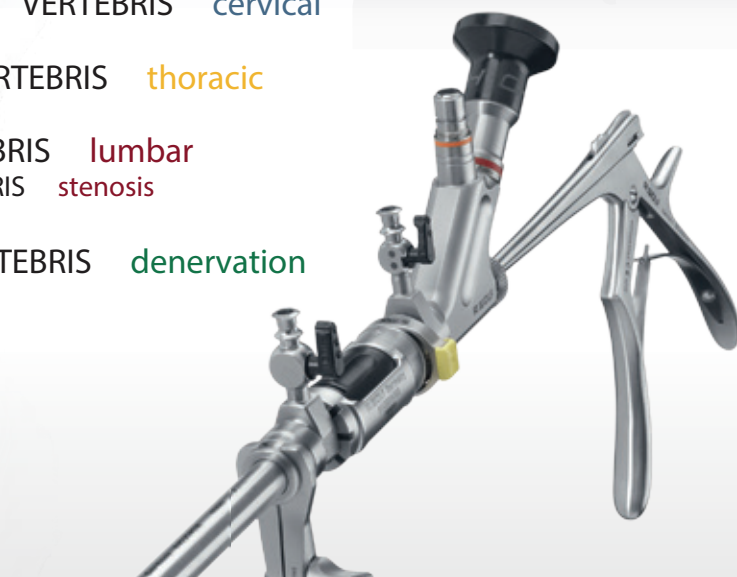
we perform  
innovation

VERTEBRIS cervical

VERTEBRIS thoracic

VERTEBRIS lumbar  
VERTEBRIS stenosis

VERTEBRIS denervation



## VERTEBRIS

Full-endoscopic solutions for disc herniations,  
spinal canal stenosis, sacroiliac and  
facet joint syndrome



## Masterclass course

56<sup>th</sup> International Training Course of  
Endoscopic Operation of the L,T,C Spine  
February 1<sup>st</sup> - 3<sup>rd</sup>, 2024

## COURSE DIRECTORS

Dr. Verapan Kuansongtham

Priv.-Doz. Dr. med. habil. Sebastian Ruetten

Dr. med. Martin Komp

## ORGANIZERS

- Bumrungrad Spine Institute, Bumrungrad International Hospital, Bangkok, Thailand
- Center for Spine Surgery and Pain Therapy  
Center for Orthopedics and Traumatology of the  
St. Elisabeth Group - Catholic Hospitals Rhein-Ruhr,  
St. Anna Hospital Herne/Marien Hospital Herne University  
Hospital/Marien Hospital Witten, Germany
- Minimally Invasive Spine Surgery Club of Thailand



## Invitation

Dear colleagues,

Cervical and lumbar disc herniation is a common problem requiring discectomy. In general, open spinal discectomy is associated with muscle and ligamentum flavum dissection which can cause scarring and long-term side effects. In order to make cervical and lumbar disc surgery minimally invasive, Priv.-Doz. Dr. med. habil. Sebastian Ruetten has developed a Richard Wolf endoscope for both cervical and lumbar discectomy. His operative techniques significantly reduce the risks of these potential complications.

The endoscopic cervical and lumbar discectomy is another step advance from cervical and lumbar microdiscectomy that is performed with the use of the operating microscope. The surgical visualization by an endoscope is better than with the operating microscope. Because an endoscope can enter into surgical anatomy and has a capability to look around with 25-degree lens unlike the operating microscope that views the surgical site from a distance, endoscopic discectomy requires a smaller incision and less tissue dissection than microscopic discectomy. Obviously, this minimally invasive, less traumatic, endoscopic cervical and lumbar discectomy leads to excellent results, faster recovery, and significant economic saving, which is extremely gratifying for both the patient and the surgeon.

This time we include more advanced lecture and workshop table for recess decompression surgery with the new scope. We have accomplished this technique for a couple of years with good results.

We will devote ourselves to further development in the field of minimally invasive spine surgery. In this situation, we are very grateful for your participation. We hope that this training course will offer great opportunities for neurosurgeons and orthopedic surgeons to communicate, exchange experiences and upgrade their expertise which would eventually lead to further development and innovation in this field.

**Thank you very much.**

### **Dr. Verapan Kuansongtham**

Director of Bumrungrad Spine Institute  
Chairperson of Department of Spine  
Chief Medical Officer of Bumrungrad Spine Network Co., Ltd.  
Bumrungrad International Hospital  
Division of Neurosurgery  
Department of Surgery  
Faculty of Medicine, Ramathibodi Hospital, Mahidol University.

### **Priv.-Doz. Dr. med. habil. Sebastian Ruetten**

Head of the Center for Spine Surgery and Pain Therapy  
Center for Orthopedics and Traumatology of the St. Elisabeth Group - Catholic Hospitals  
Rhein-Ruhr, St. Anna Hospital Herne/Marien Hospital Herne University Hospital/Marien  
Hospital Witten, Germany

## Message from Chief Medical Officer of Bumrungrad International Hospital

Dear colleagues,

At Bumrungrad, we strive for professional excellence and innovation in all we do. We participate actively in the advancement of medicine practice through research and education. For Spine Surgery, in June 2011 the Bumrungrad Spine Institute has been established at our hospital. In addition, we launched the Asian Full Endospine Training Center in collaboration with St. Anna Hospital Herne and Richard Wolf GmbH at Bumrungrad. This evidenced the recognition of the capabilities and experience of our spine surgeons in advance endoscopic techniques pioneered in Germany.

As you may already be aware, Priv.-Doz. Dr. med. habil. Sebastian Ruetten is a world pioneer who invented a special technique for using an endoscope to operate patients with herniated discs and stenosis. In 2008, Dr. Ruetten and Dr. Kuansongtham decided to become partners in training doctors around the world for the full-endoscopic spine and cervical surgery. Each year, they will jointly organize a symposium for full-endoscopic surgery of the lumbar and cervical spine twice a year in Germany (March and September), and once a year in Thailand (around January).

Since Thailand is the only training center in Asia, each time we received participants from many countries in this region like Hong Kong, Malaysia, Korea and India. We trust that you will find our symposium even more interesting forum for exchange of knowledge and experiences among doctors with diverse background.

### **Assoc. Prof. Dr. Taveesin Tanprayoon**

Chief Medical Officer

Bumrungrad International Hospital

**Thursday, February 1<sup>st</sup>, 2024**  
**6<sup>th</sup> MISSCOT Annual Meeting: at Chatrium Grand, Bangkok, Thailand**

08:00-08:20 h	<b>Registration</b>	12:30-13:30 h	<b>Lunch symposium Mirogabalin: The New Gabapentinoid in Neuropathic Pain Treatment</b>
08:20-08:30 h	<b>Opening Ceremony and welcome speech</b> <i>Dr. Areesak</i> <b>From MISSCOT to MISSAT</b> <i>Dr. Verapan</i>		
<b>Plenary session</b>			
	<b>Moderators:</b> <i>Dr. Areesak, Dr. Ake, Dr. Akkapong</i>	<b>Endoscopic spine surgery</b>	
08:30-08:45 h	<b>How to shorten the learning curve and avoid complications in MIS surgery</b> <i>Dr. Verapan</i>	13:30-13:45 h	<b>Uniportal endoscopic spinal surgery for severe lumbar stenosis: Tips and Tricks</b> <i>Dr. Kriangsak</i>
08:45-09:00 h	<b>MIS in Spinal Trauma: An update</b> <i>Dr. Wattana</i>	13:45-14:00 h	<b>Biportal endoscopic spine surgery for lumbar stenosis</b> <i>Dr. Thanit</i>
09:00-09:15 h	<b>Evidence-based and experience in MIS for thoracolumbar fractures</b> <i>Dr. Chumpon</i>	14:00-14:15 h	<b>Endoscopic cervical disc surgery and foraminotomy</b> <i>Dr. Withawin</i>
09:15-09:30 h	<b>MIS in spinal metastases: A new paradigm shift in the surgical management</b> <i>Dr. Panya</i>	14:15-14:30 h	<b>Biportal Endoscopic TLIF. Techniques and clinical outcome</b> <i>Dr. Rattalerk</i>
09:30-09:45 h	<b>MIS in intradural tumours: What is possible now?</b> <i>Dr. Prachya</i>	14:30-14:45 h	<b>Full endoscopic TLIF</b> <i>Dr. Abhirat</i>
09:45-10:00 h	<b>Muscle preservation for long segment intradural surgery</b> <i>Dr. Luckchai</i>	14:45-15:00 h	<b>Full Endoscopic spinal surgery for spinal metastases</b> <i>Dr. Siravich</i>
10:00-10:30 h	<b>Coffee break</b>	15:00-15:30 h	<b>Coffee break</b>
<b>Spinal intervention and restorative surgery</b>			
	<b>Moderators:</b> <i>Dr. Krishnapundha, Dr. Thanet, Dr. Rattalerk</i>	<b>MIS fusion surgery</b>	
10:30-10:45 h	<b>Cervical transforaminal and interlaminar epidural injections. Technique, efficacy and safety</b> <i>Dr. Patt</i>	15:30-15:45 h	<b>MIS CAPT (Minimally Invasive Screws Cement Augmentation in Pedicle Technique) An innovation technique in spine surgery</b> <i>Dr. Tayard</i>
10:45-11:00 h	<b>Radiofrequency neurotomy for neuropathic pain</b> <i>Dr. Nuj</i>	15:45-16:00 h	<b>MIS fusion for degenerative conditions</b> <i>Dr. Wicharn</i>
11:00-11:15 h	<b>Advances in spinal cord stimulation: Indications and techniques</b> <i>Dr. Nanthasorn</i>	16:00-16:15 h	<b>MAS TLIF techniques: Benefits and Pitfalls</b> <i>Dr. Nattawut</i>
11:15-11:30 h	<b>Restorative surgery for spinal cord injury : A life changing surgery</b> <i>Dr. Bunpoth</i>	16:15-16:30 h	<b>Single position OLIF with intraoperative MRI</b> <i>Dr. Piyanat</i>
11:30-11:45 h	<b>SI Block for low back pain: indications and effectiveness</b> <i>Dr. Varisa</i>	16:30-16:45 h	<b>MIS in deformity surgery: Indications and techniques?</b> <i>Dr. Monchai</i>
11:45-12:00 h	<b>Balloon Kyphoplasty: Guideline updates and techniques</b> <i>Dr. Anuchit</i>	16:45-17:00 h	<b>Achieving Lumbar Lordosis in MISS: Tips and Tricks</b> <i>Dr. Worawat</i>
12:00-12:15 h	<b>Navigation assisted spine surgery: Pearls and pitfalls</b> <i>Dr. Weerasak</i>	17:00-17:15 h	<b>Advances in growing rods in paediatric scoliosis: indications and techniques</b> <i>Dr. Athikom</i>
12:15-12:30 h	<b>Spinal surgery in hybrid operating room: its practicality</b> <i>Dr. Krishnapundha</i>		

**Friday, February 2<sup>nd</sup>, 2023**  
**Global Spine Endoscopic Day: at Chatrium Grand, Bangkok, Thailand**

From 08:00 h	<b>Registration</b>	12.00-13.00 h	<b>Lunch</b>
08:30-09:00 h	<b>Welcome and introduction</b> <i>A. Charukitpipat, V. Kuansongtham, S. Ruetten, M. Komp, D. Goethel</i>	13:00-13:15 h	<b>Group Photo</b>
		13:15-13:45 h	<b>Case presentation</b> <i>P. Kasempipatchai, K. Ono, P. Lokhande, T. Tanasansomboon, P. Wangsawatwong, P. Tirawanish</i>
<b>Lumbar / Thoracic Spine:</b>			
09:00-09:30 h	<b>The foraminal full-endoscopic approach in disc herniations - Technique and indications of intra-, extra and transforaminal technique</b> <i>S. Ruetten, M. Komp, V. Kuansongtham, W. Kesornsak, D. Goethel</i>	13:45-14:15 h	<b>Full-endoscopic decompression in lateral and central stenosis - Application of the inter laminar and foraminal technique equipment</b> <i>W. Kesornsak, V. Kuansongtham, S. Ruetten, M. Komp</i>
09:30-09:45 h	<b>Discussion</b>	14:15-14:45 h	<b>Technical aspects of full-endoscopic spinal applications &amp; equipment</b> <i>D. Goethel</i>
09:45-10:15 h	<b>Instructional video: Full-endoscopic operation with lateral foraminal access in disc herniation / Tape from St. Anna Hospital</b> <i>S. Ruetten, M. Komp</i> <b>Moderators:</b> <i>M. Komp, S. Ruetten, V. Kuansongtham, A. Hansasuta, W. Mahattanakul, R. Chitragran, A. Boongird, W. Kesornsak, D. Goethel</i>	14:45-15:00 h	<b>Refreshment</b>
10:15-10:30 h	<b>Refreshment</b>	15:00-16:00 h	<b>Instructional video: Full-endoscopic operation with interlaminar access in lumbar stenosis and disc herniation</b> <b>Moderators:</b> <i>V. Kuansongtham, W. Mahattanakul, R. Chitragran, A. Boongird, W. Kesornsak, M. Ruangchainikom, S. Ruetten, M. Komp, D. Goethel</i>
10:30-11:00 h	<b>The interlaminar full-endoscopic approach in disc herniations -State of the art, possibilities and limitations</b> <i>W. Kesornsak, V. Kuansongtham, S. Ruetten, M. Komp</i>	<b>Cervical Spine:</b>	
11:00-11.15 h	<b>Discussion</b>	16:00-16:30 h	<b>The full-endoscopic operation of the cervical spine with anterior and posterior access – Possibilities and limitations</b> <i>M. Komp, S. Ruetten, V. Kuansongtham, W. Kesornsak</i>
11.15-12.00 h	<b>Instructional video: Full-endoscopic operation with Interlaminar approach in disc herniation / VDO demonstration</b> <b>Moderators:</b> <i>V. Kuansongtham, T. Wattanawong, A. Hansasuta, W. Mahattanakul, R. Chitragran, A. Boongird, W. Kesornsak, S. Ruetten, M. Komp, D. Goethel</i>	16:30-16:45 h	<b>Discussion</b>
		16.45-17.00 h	<b>Closing</b> <i>V. Kuansongtham</i>



**Saturday, February 3<sup>rd</sup>, 2023**

**Cadaveric- Workshop: at Siriraj Orthopaedic Learning Center, Siriraj Hospital**

From

08:15-08:30 h

**Welcome and introduction**

*V. Kuansongtham*

**Cadaver Workshop - Part I:**

09:00-09:15 h

**Repetition access techniques – Full-endoscopic foraminal approach of the lumbar spine**

*W. Kesornsak, V. Kuansongtham, S. Ruetten, M. Komp*

09:15-09:45 h

**Demonstration of foraminal access**

*V. Kuansongtham, W. Kesornsak, S. Ruetten, M. Komp*

09:45-12:45 h

**Practical exercises for participants**

**Module 1:** Lumbar spine : Full-endoscopic foraminal operation

**Module 2:** Lumbar spine: Spinal stenosis

**Instructors:**

*S. Ruetten, M. Komp, V. Kuansongtham, T. Wattanawong, I. Komonhirun, M. Ruangchainikom, W. Kesornsak, P. Predeeprompan, K. Wasinpongwanich, P. Kasempipatchai, P. Wangsawatwong, V. Kotheeranurak, Y. Laungwitchajaroen, T. Tanasansomboon, P. Tirawanish, D. Goethel*

12:45 h-13:45 h

**Lunch**

**Cadaver Workshop - Part II:**

13:45-14:00 h

**Repetition access techniques – Full-endoscopic interlaminar approach of the lumbar spine**

*W. Kesornsak, V. Kuansongtham, S. Ruetten*

14:00-14:30 h

**Demonstration of interlaminar access**

*V. Kuansongtham, W. Kesornsak, S. Ruetten*

14:30-16:45h

**Practical exercises for participants**

**Module 1:** Lumbar spine : Full-endoscopic interlaminar operation bone drilling on demand

**Module 2:** Lumbar spine: Spinal stenosis

**Instructors:**

*S. Ruetten, M. Komp, V. Kuansongtham, T. Wattanawong, I. Komonhirun, M. Ruangchainikom, W. Kesornsak, P. Predeeprompan, K. Wasinpongwanich, P. Kasempipatchai, P. Wangsawatwong, V. Kotheeranurak, Y. Laungwitchajaroen, T. Tanasansomboon, P. Tirawanish, D. Goethel*

16:45 h

**Closing**

*V. Kuansongtham*

## Registration

Please send your registration form to Medical Education, Bumrungrad Hospital Pcl by January 27<sup>th</sup>, 2024

**Tel:** +66 (0) 2011 3141  
**or e-mail:** info@misscot.org

Yes, I will participate in 56<sup>th</sup> International Training Course of Endoscopic Operation of the L,T,C Spine Operations of the Lumbar, Thoracic and Cervical Spine

- ☐ Intensive Course (January 31<sup>st</sup> - 2<sup>nd</sup>, 2024)  
☐ Masterclass course (February 1<sup>st</sup> - 3<sup>rd</sup>, 2024)  
☐ Basic Course (February 1<sup>st</sup> - 3<sup>rd</sup>, 2024)

### Participant (please complete information below)

First name: \_\_\_\_\_

Surname: \_\_\_\_\_

Title: \_\_\_\_\_

Hospital: \_\_\_\_\_

Country: \_\_\_\_\_

Specialty: ☐ Orthopedic Surgeon ☐ Neurosurgeon ☐ Others, please specify .....

E-mail: \_\_\_\_\_

Phone: \_\_\_\_\_

☐ Yes, I will use the shuttle transfer\*\* Chatrium Grand Hotel > the training location.

☐ Yes, I will participate in the dinner\*\* on Friday

\*\*Transfer and dinner are free of additional fees.

Have you ever participated in any full-endoscopic operations of the lumbar, thoracic and cervical spine training course?

- ☐ Yes, please specify date and place.  
☐ No

Have you ever performed full-endoscopic operations of the lumbar, thoracic and/or cervical spine?

- ☐ Yes, please specify types and approximate number of cases.  
☐ No

Special Dietary Needs:

- ☐ None ☐ Vegetarian  
☐ Seafood Allergies ☐ Halal  
☐ Other, please specify

Signature: \_\_\_\_\_ Date: \_\_\_\_\_

### Course fee:

	Thai	Foreigner
Intensive Course on January 31 <sup>st</sup> - 2 <sup>nd</sup> , 2024 (max 10 participants)	THB 70,000	USD 2,200
Masterclass course on February 1 <sup>st</sup> - 3 <sup>rd</sup> , 2024 (max 6 participants)	THB 70,000	USD 2,200
Basic Course on February 1 <sup>st</sup> - 3 <sup>rd</sup> , 2024 (max 12 participants)	THB 40,000	USD 1,400

### Participants:

Due to space limitation, only participants who receive confirmation from the Organization Office will be registered for the training. The Organization Office will provide payment information upon confirmation.

### Direct Deposit

Bank name: **Siam Commercial Bank (SCB)**  
Ac/name: **Absolute Spine Care Co., Ltd.**  
Ac/no: **468-099-296-4**

## Speakers/Instructors

**Prof. Dr. Ake Hansasuta**  
Neurosurgeon  
Bumrungrad Spine Institute

**Assoc. Prof. Dr. Atthaporn Boongird**  
Neurosurgeon  
Bumrungrad Spine Institute

**Mr. Dirk Goethel**  
General Manager  
RIWOspine GmbH

**Dr. Ittipol Komonhirun**  
Orthopedic Surgeon  
Bumrungrad Spine Institute

**Asst. Prof. Dr. Kanthika Wasinpongwanich**  
Orthopaedic Surgeon  
Bumrungrad Spine Institute

**Dr. Koichiro Ono**  
Visiting Professor  
Nippon Medical School

**Dr. med. Martin Komp**  
Center for Spine Surgery and Pain Therapy  
Center for Orthopedics and Traumatology  
of the St. Elisabeth Group - Catholic Hospitals  
Rhein-Ruhr, St. Anna Hospital Herne/  
Marien Hospital Herne University Hospital/  
Marien Hospital Witten, Germany

**Asst. Prof. Dr. Monchai Ruangchainikom**  
Orthopaedic Surgeon  
Bumrungrad Spine Institute

**Dr. Panlop Tirawanish**  
Orthopaedic surgeon  
Golden jubilee medical center,  
Siriraj hospital of Mahidol university

**Dr. Pawin Kasempipatchai**  
Orthopaedic Surgeon  
Bumrungrad Spine Institute

**Dr. Piyanat Wangsawatwong**  
Neurosurgeon  
King Chulalongkorn Memorial Hospital

**Dr. Pradit Predeepraman**  
Orthopaedic Surgeon  
Bumrungrad Spine Institute

**Dr. Pramod Lokhande**  
Gurukrupa Clinic,

**Lt. Col. Asst. Prof. Dr. Roongrath Chitragran**  
Orthopaedic Surgeon  
Bumrungrad Spine Institute

**Priv.-Doz. Dr. med. habil. Sebastian Ruetten**  
Center for Spine Surgery and Pain Therapy  
Center for Orthopedics and Traumatology  
of the St. Elisabeth Group - Catholic Hospitals  
Rhein-Ruhr, St. Anna Hospital Herne/  
Marien Hospital Herne University Hospital/  
Marien Hospital Witten, Germany

**Dr. Teerachai Tanasansomboon**  
Orthopaedic surgeon  
Samut Sakhon Hospital

**Assoc. Prof. Dr. Thanet Wattanawong**  
Orthopaedic Surgeon  
Bumrungrad Spine Institute

**Dr. Vit Kotheeranurak**  
Orthopaedic Surgeon  
King Chulalongkorn Memorial Hospital  
and Chulalongkorn University

**Dr. Verapan Kuansongtham\***  
Neurosurgeon  
Director of Bumrungrad Spine Institute  
Bumrungrad International Hospital

**Dr. Withawin Kesornsak**  
Neurosurgeon  
Bumrungrad Spine Institute

**Dr. Wattana Mahattanakul**  
Neurosurgeon  
Bumrungrad Spine Institute

**Dr. Yongyot Laungwichajaroen**  
Orthopaedic Surgeon  
Rajavithi hospital

## General Notes

### ORGANIZERS:

- Bumrungrad Spine Institute  
Bumrungrad International Hospital  
33 Sukhumvit 3  
Klongtoey Nua, Wattana  
Bangkok 10110, Thailand
- Center for Spine Surgery and Pain Therapy  
Center for Spine Surgery and Pain Therapy  
Center for Orthopedics and Traumatology  
of the St. Elisabeth Group - Catholic Hospitals  
Rhein-Ruhr, St. Anna Hospital Herne/  
Marien Hospital Herne University Hospital/  
Marien Hospital Witten, Germany  
Hospitalstrasse 19  
44649 Herne, Germany
- Siriraj Orthopaedic Learning Center,  
5<sup>th</sup> Floor, Adulyadejvikkrom Building,  
Faculty of Medicine Siriraj Hospital,  
Mahidol University, Bangkok, Thailand
- Minimally Invasive Spine  
Surgery Club of Thailand  
2 Wanglang Road, Bangkoknoi  
Bangkok 10700, Thailand

### CONFERENCE LOCATION:

- Wednesday, 31<sup>st</sup> January and  
Saturday 3<sup>rd</sup>, February, 2024  
Siriraj Orthopaedic Learning Center,  
5<sup>th</sup> Floor, Adulyadejvikkrom Building,  
Faculty of Medicine Siriraj Hospital,  
Mahidol University, Bangkok, Thailand  
See map on page 13.
- Thursday 1<sup>st</sup> - Friday 2<sup>nd</sup> February, 2024  
2<sup>nd</sup>, Floor, Grand ball room,  
Chatrium Grand Bangkok,  
728 Phetchaburi Road, Thanon Phetchaburi,  
Ratchathewi, Bangkok 10400 Thailand  
See map on page 12.

### LANGUAGE:

All lectures, presentations and discussions  
will be conducted in **ENGLISH**.

### SCIENTIFIC DIRECTION:

Dr. Verapan Kuansongtham  
Bumrungrad Spine Institute  
Bumrungrad International Hospital  
33 Sukhumvit 3  
Klongtoey Nua, Wattana  
Bangkok 10110, Thailand

Priv.-Doz. Dr. med. habil. Sebastian Ruetten  
Dr. med. Martin Komp  
Center for Spine Surgery and Pain Therapy  
Center for Orthopedics and Traumatology  
of the St. Elisabeth Group - Catholic Hospitals  
Rhein-Ruhr, St. Anna Hospital Herne/  
Marien Hospital Herne University Hospital/  
Marien Hospital Witten, Germany  
Hospitalstrasse 19,  
44649 Herne, Germany

### ORGANIZATION OFFICE:

Miss Chollada Ruangprach  
Minimally Invasive Spine  
Surgery Club of Thailand  
2 Wanglang Road, Bangkoknoi,  
Bangkok 10700, Thailand  
Email:  
info@misscot.org

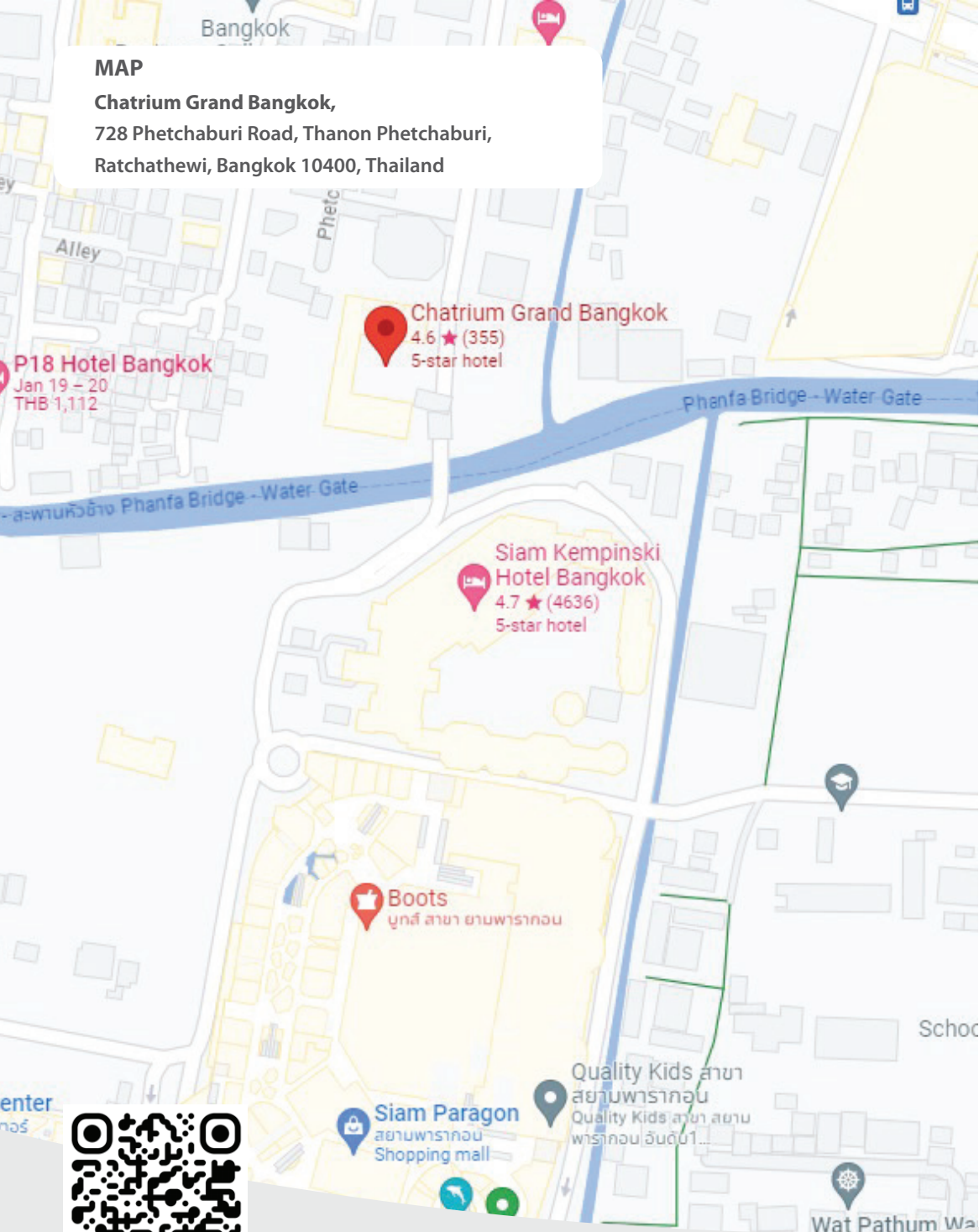
### SUGGESTED HOTEL :

Chatrium Grand Bangkok,  
728 Phetchaburi Road, Thanon Phetchaburi,  
Ratchathewi, Bangkok 10400 Thailand  
Tel: +66 (0) 2126 7999

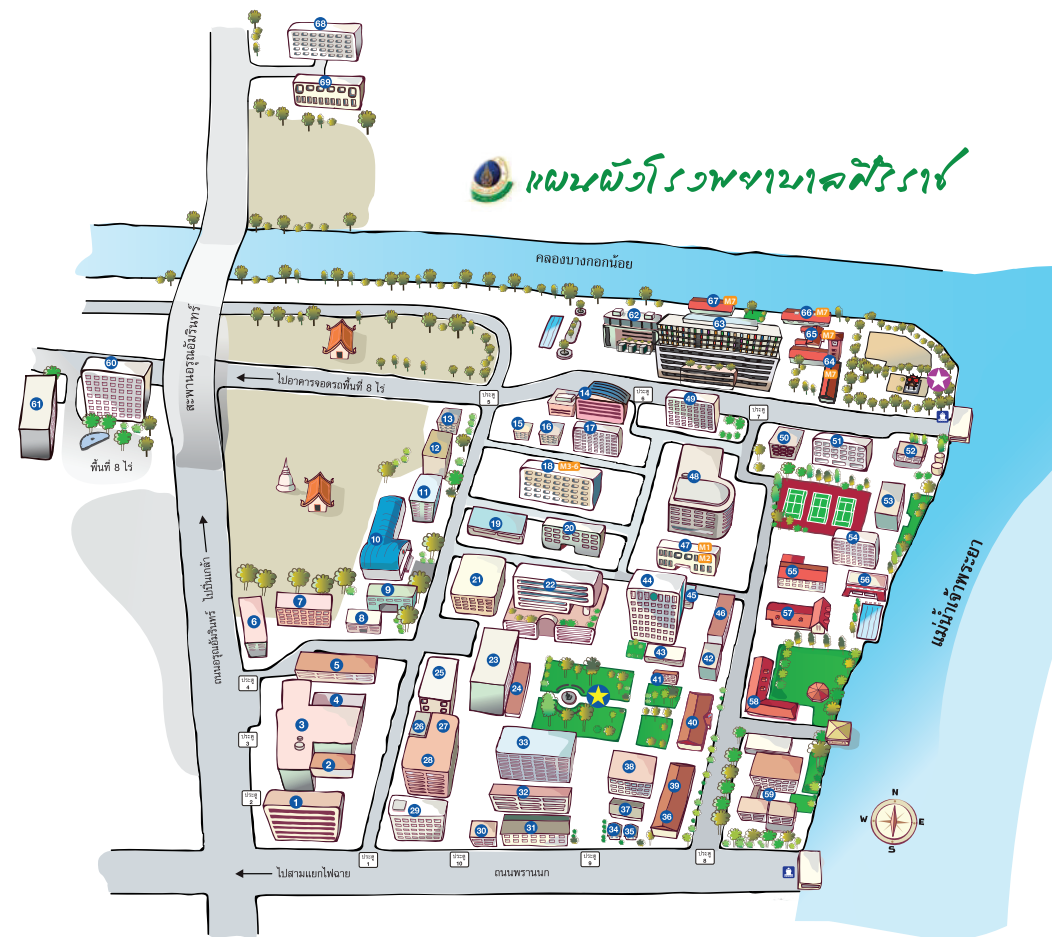
\*Also a member of the Division of Neurosurgery, Faculty of Medicine, Ramathibodi Hospital

## MAP

Chatrium Grand Bangkok,  
728 Phetchaburi Road, Thanon Phetchaburi,  
Ratchathewi, Bangkok 10400, Thailand



Scan QR Location



## Siriraj Orthopaedic Learning Center

5<sup>th</sup> Floor, Adulyadejvikrom Building,  
Faculty of Medicine Siriraj Hospital,  
Mahidol University

Tel. +66 (0) 2419 7964

2 Wanglang Road Bangkoknoi, Bangkok 10700



GE Healthcare

GE is making a new commitment to healthcare

## We call it **healthymagination**

At GE, we believe what's needed, right now, is a new mindset that embraces that health is everything. Just as we delivered innovation in environmental technology with ecomagination, healthymagination will change the way we approach healthcare, with over 100 innovations all focused on addressing three critical needs: **lowering costs, touching more people and improving quality.**

Yes, costs need to be lowered, while still delivering the best technology possible. GE's Electronic Medical Records give doctors the information they need almost instantly and could save billions in costs over the next 5 years.



**Reduce Costs**



**Increase Access**

Access to healthcare should be more available and not determined by where you live. Equipment like GE's MAC 800 brings lifesaving ECG technology to patients in a unit smaller than a backpack, accessible to the most remote hospitals and clinics in the world.

Quality healthcare empowers more people through early detection and a higher level of care at home. As people age or face chronic conditions, they need innovations like Home Health technologies that remotely monitor their well-being so they can live independently.



**Improve Quality**

To learn more visit,  
[www.healthymagination.com](http://www.healthymagination.com)



GE imagination at work

© 2009 General Electric Company GE Medical Systems, a General Electric company, doing business as GE Healthcare.

**RIWOSPINE**  
A Richard Wolf Company

 **BJH Medical**

**RICHARD WOLF** 

