

# 38<sup>th</sup> International Training Course for Full-endoscopic Operations of the Lumbar, Thoracic and Cervical Spine



**Organizers:**

Richard Wolf Academy  
in co-operation  
with  
Center for Spine Surgery and Pain Therapy  
Center for Orthopaedics and Traumatology  
of the St. Elisabeth Group - Catholic Hospitals Rhein-Ruhr  
St. Anna Hospital Herne/Marien Hospital Herne University Hospital/  
Marien Hospital Witten  
and  
Section for Clinical Anatomy,  
Heinrich-Heine-University Düsseldorf

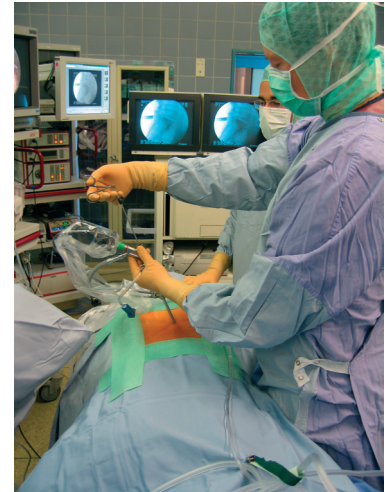
**April 8<sup>th</sup> - 9<sup>th</sup> 2016**

**Germany - Herne / Düsseldorf**

# Invitation

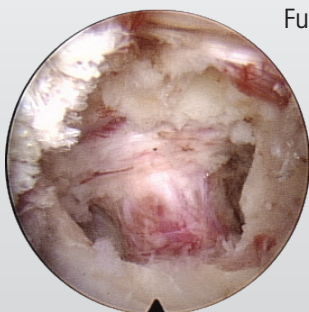
Dear Colleagues,

The therapy of degenerative diseases of the spine carries with it medical and socio-economic problems. After conservative measures are exhausted and where there are exacerbated pain conditions or neurological deficits, a surgical procedure may become necessary. Despite good therapy results, consecutive damage may ensue due to traumatisation. It is therefore of particular importance to optimise these procedures on a continuous basis. The goal we should strive for is the minimisation of surgically induced traumatisation and negative longterm consequences, taking into account the existing quality standard.



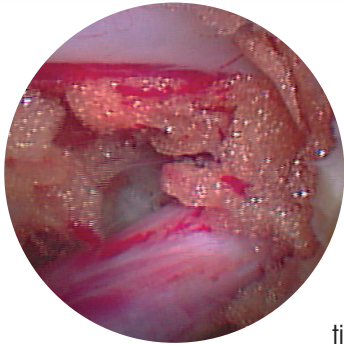
Minimally invasive techniques can reduce tissue damage and its consequences. Endoscopic operations demonstrate advantages which have raised these procedures to the standard in various medical areas. On the lumbar spine, as a result of the development of the interlaminar and lateral transforaminal access, the spinal canal with its adjoining structures can be reached full endoscopically. Technical problems have been solved by special rod-lens endoscopes with a large intra-endoscopic working channel and appropriate instruments. Working under a continuous stream of liquid offers options which have proved their worth in arthroscopic surgery through long experience. In the area of the cervical spine anterior or posterior access is possible.

Today, the combination of the new surgical access routes with the technical developments makes possible a full-endoscopic methodology coupled with excellent visibility which, taking into account the indication criteria, carries with it the advantages of a truly minimally invasive procedure and is sufficient, low in complications and economic. Principal indications are disc herniations, spinal canal stenosis and intradiscal procedures such as the introduction of implants.



Full-endoscopic operations are an addition and an alternative within the overall concept of spinal surgery. Nevertheless, because of clear indications and boundaries, open and maximally invasive procedures are necessary. These must be mastered by the spinal surgeon in order, while taking into account the respective pathology, to be able to offer the appropriate procedure as well as cope with problems and complications of full-endoscopic operations.

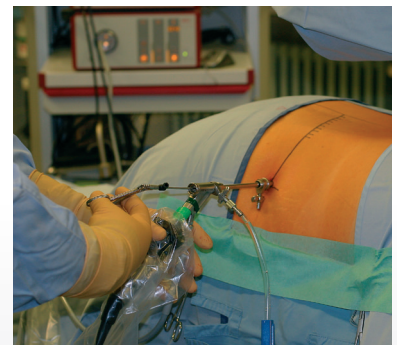
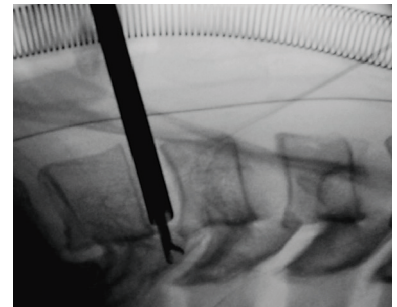
In order to be able to visualise the exact position in the space at any time during the operation, detailed knowledge of the anatomy is a prerequisite. In addition, for the three-dimensional understanding of the anatomical and pathological structures, the imaginary linking of different imaging procedures and their sectional planes is necessary. This applies in particular to endoscopic techniques in which the direct visual reference between surgical access and working on the spot is lacking.



During the training course we intend, in a reciprocal exchange with yourselves, to try to demonstrate the current and future options as well as problems, risks and complications of full-endoscopic operations in the area of the spine. In an environment of practical demonstration where you perform access routines on cadavers yourself, typical practical experience for your

expected learning curve or future clinical application can be gathered. Under intensive tuition by instructors, each participant will perform the various access routines on a practical level and run through special working procedures. For this reason the number of participants is limited. Nevertheless, the training course cannot replace the acquisition of the necessary extensive knowledge.

Having regard to the considerable demand for national and international training courses we hope we have pinpointed your field of interest in the enclosed programme and would be happy to welcome you as a participant at our symposium and at the dinner.



Dr. med. Martin Komp

Priv.-Doz. Dr. med. habil. Sebastian Ruetten

**Center for Spine Surgery and Pain Therapy**

Head: Priv.-Doz. Dr. med. habil. Sebastian Ruetten



**ST. ELISABETH GRUPPE**   
 KATHOLISCHE KLINIKEN RHEIN-RUHR

**Center for Orthopedics and Traumatology  
 of the St. Elisabeth Group – Catholic Hospitals Rhein-Ruhr**

**St. Anna Hospital Herne/Marien Hospital Herne University Hospital/Marien Hospital Witten**

Director: Prof. Dr. med. Georgios Godolias

## Friday, April 8<sup>th</sup>

08:00 h **Registration**

09:00 h **Welcome and Introduction**  
*M. Komp, S. Ruetten*

### **Lumbar / thoracic spine:**

09:15 h **The transforaminal full-endoscopic approach in disc herniations – Technique and indications of posterolateral to lateral access**  
*M. Komp, P. Hahn, A. Lienert, S. Oezdemir, S. Ruetten*

09:45 h **Discussion**

10:15 h **Break**

10:30 h Live Operation  
**Full-endoscopic operation with lateral transforaminal access in a disc herniation**  
*M. Komp, S. Oezdemir - Moderation: P. Hahn, A. Lienert, S. Ruetten*  
*Discussion afterwards*

11:15 h **The interlaminar full-endoscopic approach in disc herniations – State of the art, possibilities and limitations**  
*P. Hahn, M. Komp, A. Lienert, S. Oezdemir, S. Ruetten*

11:45 h **Discussion**

12:15 h **Lunch**

13:15 h Live Operation  
**Full-endoscopic operation with interlaminar access in a disc herniation**  
*S. Ruetten, S. Oezdemir - Moderation: M. Komp, P. Hahn, A. Lienert*  
*Discussion afterwards*

14:00 h **Full-endoscopic decompression in lateral and central stenosis – Application of the interlaminar and transforaminal approach**  
*M. Komp, P. Hahn, A. Lienert, S. Oezdemir, S. Ruetten*

14:30 h **Discussion**

14:45 h **Break**

### **Cervical spine:**

15:00 h **The full-endoscopic operation of the cervical spine with anterior and posterior access – Possibilities and limitations**  
*S. Oezdemir, M. Komp, P. Hahn, A. Lienert, S. Ruetten*

15:30 h **Discussion**

15:45 h **Closing**  
*M. Komp, S. Ruetten*

19:00 h **Common Dinner**

## Saturday, April 9<sup>th</sup>

09:00 h **Welcome and Introduction**

*M. Komp, T. Filler*

### **Cadaver Workshop - Part I:**

09:15 h **Repetition access techniques – Full-endoscopic transforaminal approach of the lumbar spine**

*P. Hahn, M. Komp, A. Lienert, S. Oezdemir, S. Ruetten*

09:45 h **Demonstration of transforaminal access**

*M. Komp, P. Hahn*

10:15 h **Practical exercises for participants**

**Module 1: Lumbar spine – basic course:**  
Full-endoscopic transforaminal operation

**Module 2: Lumbar spine – advanced course:**  
Full-endoscopic extraforaminal operation

**Module 3: Cervical spine:**  
Full-endoscopic operation with anterior approach

*Moderation / Instructors:*

*S. Ruetten, M. Komp, A. Lienert, P. Hahn, S. Oezdemir, C.H. Kim, V. Kuansongtham, A. Yörükoglu, A. Almeida, A. Giannakopoulos, R. de Jeu, D. Pappas, L. Vakili, A. Tsobanelis, G. Malamataris*

12:45 h **Lunch**

### **Cadaver Workshop - Part II:**

13:45 h **Repetition access techniques – Full-endoscopic interlaminar approach of the lumbar spine**

*P. Hahn, M. Komp, A. Lienert, S. Oezdemir, S. Ruetten*

14:00 h **Demonstration of interlaminar access**

*M. Komp, P. Hahn*

14:30 h **Practical exercises for participants**

**Module 1: Lumbar spine – basic course:**  
Full-endoscopic interlaminar operation

**Module 2: Lumbar spine – advanced course:**  
Full-endoscopic operation of spinal canal stenosis

**Module 3: Cervical spine:**  
Full-endoscopic operation with posterior approach

*Moderation / Instructors:*

*S. Ruetten, M. Komp, A. Lienert, P. Hahn, S. Oezdemir, C.H. Kim, V. Kuansongtham, A. Yörükoglu, A. Almeida, A. Giannakopoulos, R. de Jeu, D. Pappas, L. Vakili, A. Tsobanelis, G. Malamataris*

16:45 h **Closing**

*M. Komp, T. Filler*

## Speakers / Instructors

**Dr. med. Rogier de Jeu**

Center for Spine Surgery and Pain Therapy, Center for Orthopaedics and Traumatology of the St. Elisabeth Group - Catholic Hospitals Rhein-Ruhr, St. Anna Hospital Herne/Marien Hospital Herne University Hospital/Marien Hospital Witten

**Prof. Dr. med. Timm J. Filler**

Director of the  
Institute for Anatomy I  
Section for Clinical Anatomy,  
Heinrich-Heine-University Düsseldorf, Germany

**Dr. med. Athanasios Giannakopoulos**

Center for Spine Surgery and Pain Therapy, Center for Orthopaedics and Traumatology of the St. Elisabeth Group - Catholic Hospitals Rhein-Ruhr, St. Anna Hospital Herne/Marien Hospital Herne University Hospital/Marien Hospital Witten

**Dr. med. Patrick Hahn**

Center for Spine Surgery and Pain Therapy, Center for Orthopaedics and Traumatology of the St. Elisabeth Group - Catholic Hospitals Rhein-Ruhr, St. Anna Hospital Herne/Marien Hospital Herne University Hospital/Marien Hospital Witten

**Dr. med. Angelika Hübner**

Clinic for Spine and Pain  
St. Vinzenz Hospital  
Düsseldorf, Germany

**Dr. med. Martin Komp**

Center for Spine Surgery and Pain Therapy, Center for Orthopaedics and Traumatology of the St. Elisabeth Group - Catholic Hospitals Rhein-Ruhr, St. Anna Hospital Herne/Marien Hospital Herne University Hospital/Marien Hospital Witten

**Dr. med. Verapan Kuansongtham**

Director of the  
Spine Specialists Center, Bumrungrad International,  
Bangkok, Thailand

**Dr. med. Arnd Lienert**

Center for Spine Surgery and Pain Therapy, Center for Orthopaedics and Traumatology of the St. Elisabeth Group - Catholic Hospitals Rhein-Ruhr, St. Anna Hospital Herne/Marien Hospital Herne University Hospital/Marien Hospital Witten

**Dr. med. Georgios Malamataris**

Center for Spine Surgery and Pain Therapy, Center for Orthopaedics and Traumatology of the St. Elisabeth Group - Catholic Hospitals Rhein-Ruhr, St. Anna Hospital Herne/Marien Hospital Herne University Hospital/Marien Hospital Witten

**Dr. med. Semih Oezdemir**

Center for Spine Surgery and Pain Therapy, Center for Orthopaedics and Traumatology of the St. Elisabeth Group - Catholic Hospitals Rhein-Ruhr, St. Anna Hospital Herne/Marien Hospital Herne University Hospital/Marien Hospital Witten

**Dr. med. Dimitrios Pappas**

Center for Spine Surgery and Pain Therapy, Center for Orthopaedics and Traumatology of the St. Elisabeth Group - Catholic Hospitals Rhein-Ruhr, St. Anna Hospital Herne/Marien Hospital Herne University Hospital/Marien Hospital Witten

**Priv.-Doz. Dr. med. habil. Sebastian Ruetten**

Head of the  
Center for Spine Surgery and Pain Therapy, Center for Orthopaedics and Traumatology of the St. Elisabeth Group - Catholic Hospitals Rhein-Ruhr, St. Anna Hospital Herne/Marien Hospital Herne University Hospital/Marien Hospital Witten

**Dr. med. Athanasios Tsobanelis**

Center for Spine Surgery and Pain Therapy, Center for Orthopaedics and Traumatology of the St. Elisabeth Group - Catholic Hospitals Rhein-Ruhr, St. Anna Hospital Herne/Marien Hospital Herne University Hospital/Marien Hospital Witten

**Dr. med. Ladan Vakili**

Center for Spine Surgery and Pain Therapy, Center for Orthopaedics and Traumatology of the St. Elisabeth Group - Catholic Hospitals Rhein-Ruhr, St. Anna Hospital Herne/Marien Hospital Herne University Hospital/Marien Hospital Witten

**Dr. med. Ali Güven Yörükoglu**

Department of Neurosurgery,  
Asya Hospital  
Istanbul, Turkey

# General notes

## Organizers:

Center for Spine Surgery and Pain Therapy, Center for Orthopaedics and Traumatology of the St. Elisabeth Group - Catholic Hospitals Rhein-Ruhr, St. Anna Hospital Herne/Marien Hospital Herne University Hospital/Marien Hospital Witten  
Hospitalstrasse 19, 44649 Herne, Germany

Section for Clinical Anatomy,  
Heinrich-Heine-University Düsseldorf  
Universitätsstrasse 1,  
Building 22.05  
40225 Düsseldorf

## Language:

All lectures, presentations and discussions will be conducted in **English**.

## Conference Location:

### Friday, April 8<sup>th</sup>

Center for Spine Surgery and Pain Therapy, Center for Orthopaedics and Traumatology of the St. Elisabeth Group - Catholic Hospitals Rhein-Ruhr, St. Anna Hospital Herne/Marien Hospital Herne University Hospital/Marien Hospital Witten  
Hospitalstrasse 19,  
Hörsaal 1  
44649 Herne, Germany

### Saturday, April 9<sup>th</sup>

Section for Clinical Anatomy,  
Heinrich-Heine-University Düsseldorf  
Universitätsstrasse 1,  
Building 22.05  
40225 Düsseldorf

There is a shuttle transfer from your hotel to the training location and back on both days.

## Night Event:

Dinner on Friday 19:00 h.

## Scientific Direction:

Dr. med. Martin Komp,  
Dr. med. Semih Oezdemir,  
Dr. med. Patrick Hahn,  
Priv.-Doz. Dr. med. habil. Sebastian Ruetten  
Center for Spine Surgery and Pain Therapy, Center for Orthopaedics and Traumatology of the St. Elisabeth Group - Catholic Hospitals Rhein-Ruhr, St. Anna Hospital Herne/Marien Hospital Herne University Hospital/Marien Hospital Witten

## CME Certification:

Certified for CME credit points.

## Organisation Office:

Mrs. Julia Armingeon  
Richard Wolf GmbH  
Marketing  
Pforzheimer Str. 32  
75438 Knittlingen  
Germany  
Tel.: +49 7043 35-4137  
e-mail: [julia.armingeon@richard-wolf.com](mailto:julia.armingeon@richard-wolf.com)

## Hotels:

For hotel information and booking please contact the organisation office.

# Registration

**Please register online: [www.richard-wolf.com/spine](http://www.richard-wolf.com/spine)  
 or send your registration form via e-mail to: [julia.armingeon@richard-wolf.com](mailto:julia.armingeon@richard-wolf.com):**

**Yes, I will participate in the  
 38<sup>th</sup> International Training Course for Full-endoscopic  
 Operations of the Lumbar, Thoracic and Cervical Spine**

- on April 8<sup>th</sup> 2016  
**Symposium with Live Operation**  
 (max. 100 participants) .....**EUR 250,-**
- on April 8<sup>th</sup> and 9<sup>th</sup> 2016  
**Symposium with Live Operation and Cadaver Workshop**  
*Please choose one module for cadaver workshop.  
 See page 5 for more detailed information.*
- Module I: Lumbar Spine - Basic course**  
 (max. 20 participants) .....**EUR 850,-**
- Module II: Lumbar Spine - Advanced course**  
 (max. 6 participants) .....**EUR 950,-**
- Module III: Cervical Spine**  
 (max. 3 participants) .....**EUR 950,-**

- Yes, I will participate in the **Dinner\* on Friday**
- I am vegetarian
- I am allergic to: .....

\* Transfer and Dinner are free of additional fees.

**Participant** *(please fill out completely)*

Name: .....

First name: .....

Title: .....

Hospital: .....

Street: .....

Postcode / Town: .....

Country: .....

Tel.: .....

Fax: .....

e-mail: .....

- Yes, I will use the **shuttle transfer\***  
 Hotel > Training location > Hotel

**Your application must be received 4 weeks before the start of the course.**

Because of the limited number of participants only those can be registered, who receive a confirmation from the organisation office. You will receive detailed payment information together with the confirmation from our organisation office.

.....  
 Date

.....  
 Stamp, Signature