



# Intensive Training Course & 47<sup>th</sup> International Symposium

for Full-endoscopic Surgery  
of the Lumbar, Thoracic  
and Cervical Spine



**ST. ELISABETH GRUPPE**   
KATHOLISCHE KLINIKEN RHEIN-RUHR

Center for Spine Surgery and Pain Therapy  
Head: Priv.-Doz. Dr. med. Sebastian Ruetten

Center for Orthopedics and Traumatology  
of the St. Elisabeth Group – Catholic Hospitals Rhein-Ruhr  
St. Anna Hospital Herne | Marien Hospital Herne University Hospital | Marien Hospital Witten  
Director: Prof. Dr. med. Georgios Godolias

**Intensive Training Course,  
March 21<sup>st</sup> + 22<sup>nd</sup>, 2019**

**Düsseldorf / Herne, Germany**

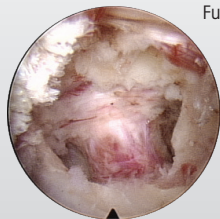
# Invitation

Dear Colleagues,

The therapy of degenerative diseases of the spine carries with it medical and socio-economic problems. After conservative measures are exhausted and where there are exacerbated pain conditions or neurological deficits, a surgical procedure may become necessary. Despite good therapy results, consecutive damage may ensue due to traumatization. It is therefore of particular importance to optimize these procedures on a continuous basis. The goal we should strive for is the minimization of surgically induced traumatization and negative long-term consequences, taking into account the existing quality standard.

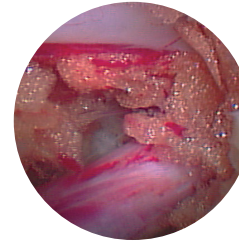
Minimally invasive techniques can reduce tissue damage and its consequences. Endoscopic surgeries demonstrate advantages which have raised these procedures to the standard in various medical areas. On the lumbar spine, as a result of the development of the interlaminar and lateral transforaminal access, the spinal canal with its adjoining structures can be reached full endoscopically. Technical problems have been solved by special rod-lens endoscopes with a large intra-endoscopic working channel and appropriate instruments. Working under a continuous stream of liquid offers options which have proved their worth in arthroscopic surgery through long experience. In the area of the cervical spine anterior or posterior access is possible.

Today, the combination of the new surgical access routes with the technical developments makes possible a full-endoscopic methodology coupled with excellent visibility which, taking into account the indication criteria, carries with it the advantages of a truly minimally invasive procedure and is sufficient, low in complications and economic. Principal indications are disc herniations, spinal canal stenosis and intradiscal procedures such as the introduction of implants.



Full-endoscopic surgeries are an addition and an alternative within the overall concept of spinal surgery. Nevertheless, because of clear indications and boundaries, open and maximally invasive procedures are necessary. These must be mastered by the spinal surgeon in order, while taking into account the respective pathology, to be able to offer the appropriate procedure as well as cope with problems and complications of full-endoscopic surgeries.

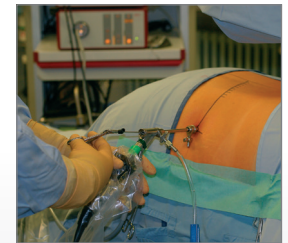
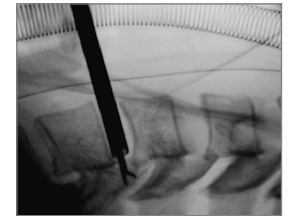
In order to be able to visualize the exact position in the space at any time during the surgery, detailed knowledge of the anatomy is a prerequisite. In addition, for the three-dimensional understanding of the anatomical and pathological structures, the imaginary linking of different imaging procedures and their sectional planes is necessary. This applies in particular to endoscopic techniques in which the direct visual reference between surgical access and working on the spot is lacking.



During the training course we intend, in a reciprocal exchange with yourselves, to try to demonstrate the current and future options as well as problems, risks and complications of full-endoscopic surgeries in the area of the spine. In an environment of practical demonstration where you perform access routines on cadavers yourself, typical practical experience for your

expected learning curve or future clinical application can be gathered. Under intensive tuition by instructors, each participant will perform the various access routines on a practical level and run through special working procedures. For this reason the number of participants is limited. Nevertheless, the training course cannot replace the acquisition of the necessary extensive knowledge.

Having regard to the considerable demand for national and international training courses we hope we have pinpointed your field of interest in the enclosed program and would be happy to welcome you as a participant at our symposium and at the dinner.



Priv.-Doz. Dr. med.  
Sebastian Ruetten

Dr. med. Martin Komp

**Center for Spine Surgery and Pain Therapy**  
Head: Priv.-Doz. Dr. med. Sebastian Ruetten



**ST. ELISABETH GRUPPE**  
KATHOLISCHE KLINIKEN RHEIN-RUHR

**Center for Orthopedics and Traumatology**  
of the St. Elisabeth Group – Catholic Hospitals Rhein-Ruhr  
St. Anna Hospital Herne | Marien Hospital Herne University Hospital | Marien Hospital Witten  
Director: Prof. Dr. med. Georgios Godolias

## Thursday, March 21<sup>st</sup>

- 08:30 h **Registration and Welcome Address**
- 09:00 h Lecture:  
**Full-endoscopic spine surgery with the transforaminal approach – Indication and surgical technique**
- Hands-on cadaver session 1:**
- 09:30 h **Demonstration – transforaminal approach**
- 10:00 h **Hands-on training**
- 12:30 h **Lunch**
- 13:30 h Lecture:  
**Full-endoscopic spine surgery with the interlaminar approach – Indication and surgical technique**
- Hands-on cadaver session 2:**
- 14:00 h **Demonstration – interlaminar approach**
- 14:30 h **Hands-on training**
- 16:00 h **Final discussion**
- 16:30 h **Closing / Transfer to hotel**

## Friday, March 22<sup>nd</sup>

- 08:30 h **Registration**
- 09:00 h **Welcome and Introduction**  
*M. Komp, S. Ruetten*
- Lumbar spine:**
- 09:15 h **The transforaminal full-endoscopic approach in disc herniations – Technique and indications of posterolateral to lateral access**  
*S. Ruetten, A. Lienert, M. Komp*
- 09:45 h **Discussion**
- 10:00 h Live Surgery  
**Full-endoscopic surgery with lateral transforaminal access in a disc herniation**  
*M. Komp - Moderation: S. Ruetten*  
*Discussion afterwards*
- 10:45 h **Break**
- 11:00 h **The interlaminar full-endoscopic approach in disc herniations – State of the art, possibilities and limitations**  
*M. Komp, A. Lienert, S. Ruetten*
- 11:30 h **Discussion**
- 11:45 h Live Surgery  
**Full-endoscopic surgery with interlaminar access in a disc herniation**  
*S. Ruetten - Moderation: M. Komp*  
*Discussion afterwards*
- 12:30 h **Lunch**
- 13:15 h **Full-endoscopic decompression in lateral and central stenosis – Application of the interlaminar and transforaminal approach**  
*S. Ruetten, A. Lienert, M. Komp*
- 13:45 h **Discussion**
- 14:00 h Live Surgery  
**Full-endoscopic surgery with interlaminar access in lumbar spinal stenosis**  
*M. Komp - Moderation: M. Komp*  
*Discussion afterwards*
- 14:45 h **Break**
- 15:00 h **Case presentation and discussion**  
*S. Ruetten, A. Lienert, M. Komp, international instructor*
- 15:45 h **Break**
- Cervical spine:**
- 16:00 h **The full-endoscopic surgery of the cervical spine with anterior and posterior access – Possibilities and limitations**  
*M. Komp, A. Lienert, S. Ruetten*
- Thoracic spine:**
- 16:30 h **Operation of thoracic disc herniations and stenosis in the full-endoscopic technique – interlaminar, extraforaminal and transthoracic access**  
*S. Ruetten, A. Lienert, M. Komp*
- 17:00 h **Discussion**
- 17:15 h **Closing**  
*M. Komp, S. Ruetten*
- 19:00 h **Common Dinner**

## Speakers / Instructors

### **Milos Cukovic**

Center for Spine Surgery and Pain Therapy, Center for Orthopedics and Traumatology of the St. Elisabeth Group - Catholic Hospitals Rhein-Ruhr, St. Anna Hospital Herne/Marien Hospital Herne University Hospital/Marien Hospital Witten

### **Dr. Peter Van Daele**

O.-L.-V.-van Lourdes Ziekenhuis Waregem  
Waregem, Belgium

### **Dr. José Miguel Donoso Azagra**

Endoscopic Spine Surgery Center  
Vitacurav Santiago de Chile, Chile

### **Prof. Dr. med. Timm J. Filler**

Director of the  
Institute for Anatomy I  
Section for Clinical Anatomy,  
Heinrich-Heine-University Düsseldorf, Germany

### **Dr. med. Martin Komp**

Center for Spine Surgery and Pain Therapy, Center for Orthopedics and Traumatology of the St. Elisabeth Group - Catholic Hospitals Rhein-Ruhr, St. Anna Hospital Herne/Marien Hospital Herne University Hospital/Marien Hospital Witten

### **Dr. med. Arnd Lienert**

Center for Spine Surgery and Pain Therapy, Center for Orthopedics and Traumatology of the St. Elisabeth Group - Catholic Hospitals Rhein-Ruhr, St. Anna Hospital Herne/Marien Hospital Herne University Hospital/Marien Hospital Witten

### **Dr. Marko Marković**

Bel Medic General Hospital  
Belgrad, Serbia

### **Mina Mikhael**

Center for Spine Surgery and Pain Therapy, Center for Orthopedics and Traumatology of the St. Elisabeth Group - Catholic Hospitals Rhein-Ruhr, St. Anna Hospital Herne/Marien Hospital Herne University Hospital/Marien Hospital Witten

### **Dr. Marco Aurelio Moscatelli**

neurolife clinic  
Natal/RN  
Brazil

### **Muhannad Razzouk**

Center for Spine Surgery and Pain Therapy, Center for Orthopedics and Traumatology of the St. Elisabeth Group - Catholic Hospitals Rhein-Ruhr, St. Anna Hospital Herne/Marien Hospital Herne University Hospital/Marien Hospital Witten

### **Dr. G. Elgeadi Saleh**

Elgeadi Traumatología  
Getafe, Spain

### **Priv.-Doz. Dr. med. Sebastian Ruetten**

Head of the Center for Spine Surgery and Pain Therapy,  
Director of the Center for Orthopedics and Traumatology of the St. Elisabeth Group - Catholic Hospitals Rhein-Ruhr, St. Anna Hospital Herne/Marien Hospital Herne University Hospital/Marien Hospital Witten, Germany

### **Dr. med. Athanasios Tsobanelis**

Center for Spine Surgery and Pain Therapy, Center for Orthopedics and Traumatology of the St. Elisabeth Group - Catholic Hospitals Rhein-Ruhr, St. Anna Hospital Herne/Marien Hospital Herne University Hospital/Marien Hospital Witten

### **Axel Walter**

Clinique Rhéna  
Chirurgien du rachis  
Strasbourg, France

### **Dr. med. Ali Güven Yörükoglu**

Avrasya Hospital,  
Department of Neurosurgery,  
Istanbul, Turkey

## General notes

### **Organizers:**

Center for Spine Surgery and Pain Therapy, Center for Orthopedics and Traumatology of the St. Elisabeth Group - Catholic Hospitals Rhein-Ruhr, St. Anna Hospital Herne/Marien Hospital Herne University Hospital/Marien Hospital Witten  
Hospitalstrasse 19, 44649 Herne, Germany

Section for Clinical Anatomy,  
Heinrich-Heine-University Düsseldorf  
Universitätsstr. 1  
40225 Düsseldorf

### **Language:**

All lectures, presentations and discussions will be conducted in **English**.

### **Conference Location:**

#### **Thursday, March 21<sup>st</sup>**

Section for Clinical Anatomy,  
Heinrich-Heine-University Düsseldorf  
Universitätsstr. 1, Building 22.05  
40225 Düsseldorf, Germany

#### **Friday, March 22<sup>nd</sup>**

Center for Spine Surgery and Pain Therapy, Center for Orthopedics and Traumatology of the St. Elisabeth Group - Catholic Hospitals Rhein-Ruhr, St. Anna Hospital Herne/Marien Hospital Herne University Hospital/Marien Hospital Witten  
Hospitalstrasse 19,  
Hörsaal 1  
44649 Herne, Germany

There is a shuttle transfer from your hotel to the training location and back on both days.

### **Night Event:**

Dinner on Friday, 22<sup>nd</sup> March 2019, 19:00 h.

### **Scientific Direction:**

Dr. med. Martin Komp,  
Priv.-Doz. Dr. med. Sebastian Ruetten  
Center for Spine Surgery and Pain Therapy, Center for Orthopedics and Traumatology of the St. Elisabeth Group - Catholic Hospitals Rhein-Ruhr, St. Anna Hospital Herne/Marien Hospital Herne University Hospital/Marien Hospital Witten

### **CME Certification:**

Certified for CME credit points.

### **Organization Office:**

RWOSpine GmbH  
Ms. Julia Armingeon  
Pforzheimer Str. 32  
75438 Knittlingen  
Germany  
Tel.: +49 7043 35-4137  
E-Mail: education@riwospine.com

### **Hotels:**

For hotel information and booking please contact the organization office.

# Registration

**Organization Office:**  
**RIWOspine GmbH**  
**Ms. Julia Armingeon**  
**Tel.: +49 7043 35-4137**  
**education@riwospine.com**  
**www.riwospine.com/events**

**Yes, I will participate in the**  
**47<sup>th</sup> International Training Course for Full-endoscopic**  
**Surgery of the Lumbar, Thoracic and Cervical Spine**

on March 21<sup>st</sup> and 22<sup>nd</sup>, 2019  
**Symposium with Live Surgery and**  
**Intensive Training** ..... **EUR 1.750,-\***

- Yes, I will participate in the **dinner\*\* on Friday**
- I am vegetarian
- I am allergic to: .....

\* plus VAT

\*\* Transfer and dinner are free of additional fees.

**Participant** *(please fill out completely)*

Name: .....

First name: .....

Title: .....

Hospital: .....

Street: .....

Postcode / Town: .....

Country: .....

Tel.: .....

Fax: .....

E-Mail: .....

- Yes, I will use the **shuttle transfer\*\***  
Hotel > Training location > Hotel

Because of the limited number of participants only those can be registered, who receive a confirmation from the organization office. You will receive detailed payment information together with the confirmation from our organization office.

.....  
Date

.....  
Stamp, Signature