

**33rd International Training Course
for Full-endoscopic Operations
of the Lumbar, Thoracic
and Cervical Spine**

**Symposium
with Live-Operation
and Cadaver-Workshop**

September 26th - 27th 2014

**Germany -
Herne / Düsseldorf**

Organizers:

Center for Spine Surgery and Pain Therapy
Center for Orthopaedics and Traumatology
of the St. Elisabeth Group - Catholic Hospitals Rhein-Ruhr
St. Anna Hospital Herne/Marienhospital Herne/Marien Hospital Witten

Section for Clinical Anatomy,
Heinrich-Heine-University Düsseldorf

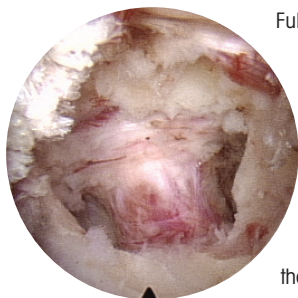
Invitation

Dear Colleagues,

The therapy of degenerative diseases of the spine carries with it medical and socio-economic problems. After conservative measures are exhausted and where there are exacerbated pain conditions or neurological deficits, a surgical procedure may become necessary. Despite good therapy results, consecutive damage may ensue due to traumatism. It is therefore of particular importance to optimise these procedures on a continuous basis. The goal we should strive for is the minimisation of surgically induced traumatism and negative long-term consequences, taking into account the existing quality standard.

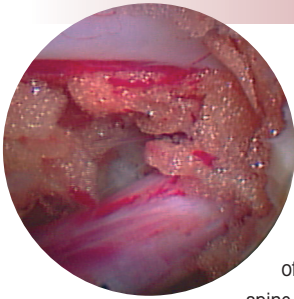
Minimally invasive techniques can reduce tissue damage and its consequences. Endoscopic operations demonstrate advantages which have raised these procedures to the standard in various medical areas. On the lumbar spine, as a result of the development of the interlaminar and lateral transforaminal access, the spinal canal with its adjoining structures can be reached full endoscopically. Technical problems have been solved by special rod-lens endoscopes with a large intra-endoscopic working channel and appropriate instruments. Working under a continuous stream of liquid offers options which have proved their worth in arthroscopic surgery through long experience. In the area of the cervical spine anterior or posterior access is possible.

Today, the combination of the new surgical access routes with the technical developments makes possible a full-endoscopic methodology coupled with excellent visibility which, taking into account the indication criteria, carries with it the advantages of a truly minimally invasive procedure and is sufficient, low in complications and economic. Principal indications are disc herniations, spinal canal stenosis and intradiscal procedures such as the introduction of implants.



Full-endoscopic operations are an addition and an alternative within the overall concept of spinal surgery. Nevertheless, because of clear indications and boundaries, open and maximally invasive procedures are necessary. These must be mastered by the spinal surgeon in order, while taking into account the respective pathology, to be able to offer the appropriate procedure as well as cope with problems and complications of full-endoscopic operations.

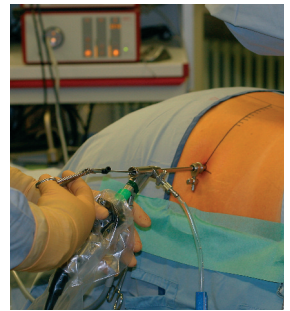
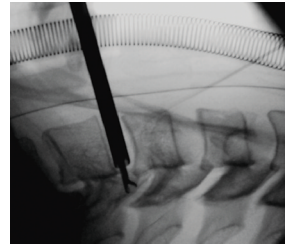
In order to be able to visualise the exact position in the space at any time during the operation, detailed knowledge of the anatomy is a prerequisite. In addition, for the three-dimensional understanding of the anatomical and pathological structures, the imaginary linking of different imaging procedures and their sectional planes is necessary. This applies in particular to endoscopic techniques in which the direct visual reference between surgical access and working on the spot is lacking.



During the training course we intend, in a reciprocal exchange with yourselves, to try to demonstrate the current and future options as well as problems, risks and complications of full-endoscopic operations in the area of the spine. In an environment of practical demonstration

where you perform access routines on cadavers yourself, typical practical experience for your expected learning curve or future clinical application can be gathered. Under intensive tuition by instructors, each participant will perform the various access routines on a practical level and run through special working procedures. For this reason the number of participants is limited. Nevertheless, the training course cannot replace the acquisition of the necessary extensive knowledge.

Having regard to the considerable demand for national and international training courses we hope we have pinpointed your field of interest in the enclosed programme and would be happy to welcome you as a participant at our symposium and at the dinner.



Dr. med. Martin Komp

Priv.-Doz. Dr. med. habil. Sebastian Ruetten

Center for Spine Surgery and Pain Therapy

Head: Priv.-Doz. Dr. med. habil. Sebastian Ruetten

**Center for Orthopedics and Traumatology
of the St. Elisabeth Group – Catholic Hospitals Rhein-Ruhr**

St. Anna Hospital Herne/Marienhospital Herne/Marien Hospital Witten

Director: Prof. Dr. med. Georgios Godolias



ST. ELISABETH GRUPPE 
KATHOLISCHE KLINIKEN RHEIN-RUHR

from 08:00 h **Registration**

09:00 - 09:15 h **Welcome and introduction** - *M. Komp, S. Ruetten*

Lumbar / thoracic spine:

09:15 - 09:45 h **The transforaminal full-endoscopic approach in disc herniations –
Technique and indications of posterolateral to lateral access**
M. Komp, P. Hahn, A. Lienert, S. Oezdemir, S. Ruetten

09:45 - 10:15 h **Discussion**

10:15 - 10:30 h **Break**

10:30 - 11:15 h Live Operation:
Full-endoscopic operation with lateral transforaminal access in a disc herniation
M. Komp, S. Oezdemir – Moderation: P. Hahn, A. Lienert, S. Ruetten
Discussion afterwards

11:15 - 11:45 h **The interlaminar full-endoscopic approach in disc herniations –
State of the art, possibilities and limitations**
P. Hahn, M. Komp, A. Lienert, S. Oezdemir, S. Ruetten

11:45 - 12:15 h **Discussion**

12:15 - 13:15 h **Lunch**

13:15 - 14:00 h Live operation:
Full-endoscopic operation with interlaminar access in a disc herniation
S. Ruetten, S. Oezdemir – Moderation: M. Komp, P. Hahn, A. Lienert
Discussion afterwards

14:00 - 14:30 h **Full-endoscopic decompression in lateral and central stenosis –
Application of the interlaminar and transforaminal approach**
M. Komp, P. Hahn, A. Lienert, S. Oezdemir, S. Ruetten

14:30 - 14:45 h **Discussion**

14:45 - 15:00 h **Break**

Cervical spine:

15:00 - 15:30 h **The full-endoscopic operation of the cervical spine with anterior and posterior access –
Possibilities and limitations**
S. Oezdemir, M. Komp, P. Hahn, A. Lienert, S. Ruetten

15:30 - 15:45 h **Discussion**

15:45 - 16:00 h **Closing** - *M. Komp, S. Ruetten*

19:00 h **Common Dinner**

09:00 - 09:15 h **Welcome and introduction** – *M. Komp, T. Filler*

Cadaver Workshop – Part I:

09:30 - 09:45 h **Repetition access techniques – Full-endoscopic transforaminal approach of the lumbar spine**
P. Hahn, M. Komp, A. Lienert, S. Oezdemir, S. Ruetten

09:45 - 10:15 h **Demonstration of transforaminal access** – *M. Komp, P. Hahn*

10:15 - 12:45 h **Practical exercises for participants**

Module 1: Lumbar spine – basic course:

Full-endoscopic transforaminal operation

Module 2: Lumbar spine – advanced course:

Full-endoscopic extraforaminal operation

Module 3: Cervical spine:

Full-endoscopic operation with anterior approach

Moderation / Instructors:

S. Ruetten, M. Komp, A. Lienert, P. Hahn, S. Oezdemir, V. Kuansongtham, S. Paiboonsirijit, A. Yörükoğlu, A. Almeida, A. Giannakopoulos, R. de Jeu, D. Pappas, L. Vakili, A. Tsoanelis, N. Kampas, G. Malamataris, D. Dinculeasa, C. H. Kim

12:45 - 13:45 h **Lunch**

Cadaver Workshop – Part II:

13:45 - 14:00 h **Repetition access techniques – Full-endoscopic interlaminar approach of the lumbar spine**
P. Hahn, M. Komp, A. Lienert, S. Oezdemir, S. Ruetten

14:00 - 14:30 h **Demonstration of interlaminar access** – *M. Komp, P. Hahn*

14:30 - 16:45 h **Practical exercises for participants**

Module 1: Lumbar spine – basic course:

Full-endoscopic interlaminar operation

Module 2: Lumbar spine – advanced course:

Full-endoscopic operation of spinal canal stenosis

Module 3: Cervical spine:

Full-endoscopic operation with posterior approach

Moderation / Instructors:

S. Ruetten, M. Komp, A. Lienert, P. Hahn, S. Oezdemir, V. Kuansongtham, S. Paiboonsirijit, A. Yörükoğlu, A. Almeida, A. Giannakopoulos, R. de Jeu, D. Pappas, L. Vakili, A. Tsoanelis, N. Kampas, G. Malamataris, D. Dinculeasa, C. H. Kim

16:45 - 17:00 h **Closing** – *M. Komp, T. Filler*

Speakers / Instructors

Dr. med. Andrea Almeida

Center for Spine Surgery and Pain Therapy, Center for Orthopaedics and Traumatology of the St. Elisabeth Group - Catholic Hospitals Rhein-Ruhr, St. Anna Hospital Herne/Marienhospital Herne/Marien Hospital Witten

Dr. med. Rogier de Jeu

Center for Spine Surgery and Pain Therapy, Center for Orthopaedics and Traumatology of the St. Elisabeth Group - Catholic Hospitals Rhein-Ruhr, St. Anna Hospital Herne/Marienhospital Herne/Marien Hospital Witten

Dr. med. Dragos Dinculeasa

Center for Spine Surgery and Pain Therapy, Center for Orthopaedics and Traumatology of the St. Elisabeth Group - Catholic Hospitals Rhein-Ruhr, St. Anna Hospital Herne/Marienhospital Herne/Marien Hospital Witten

Prof. Dr. med. Timm J. Filler

Director of the
Institute for Anatomy I
Section for Clinical Anatomy,
Heinrich-Heine-University Düsseldorf, Germany

Dr. med. Athanasios Giannakopoulos

Center for Spine Surgery and Pain Therapy, Center for Orthopaedics and Traumatology of the St. Elisabeth Group - Catholic Hospitals Rhein-Ruhr, St. Anna Hospital Herne/Marienhospital Herne/Marien Hospital Witten

Dr. med. Patrick Hahn

Center for Spine Surgery and Pain Therapy, Center for Orthopaedics and Traumatology of the St. Elisabeth Group - Catholic Hospitals Rhein-Ruhr, St. Anna Hospital Herne/Marienhospital Herne/Marien Hospital Witten

Dr. med. Nikolaos Kampas

Center for Spine Surgery and Pain Therapy, Center for Orthopaedics and Traumatology of the St. Elisabeth Group - Catholic Hospitals Rhein-Ruhr, St. Anna Hospital Herne/Marienhospital Herne/Marien Hospital Witten

Ass. Prof. Dr. med. Chi Heon Kim

Department of Neurosurgery,
Seoul National University Hospital,
Seoul, South Korea

Dr. med. Martin Komp

Center for Spine Surgery and Pain Therapy, Center for Orthopaedics and Traumatology of the St. Elisabeth Group - Catholic Hospitals Rhein-Ruhr, St. Anna Hospital Herne/Marienhospital Herne/Marien Hospital Witten

Dr. med. Verapan Kuansongtham

Director of the
Spine Specialists Center, Bumrungrad International,
Bangkok, Thailand

Dr. med. Arnd Lienert

Center for Spine Surgery and Pain Therapy, Center for Orthopaedics and Traumatology of the St. Elisabeth Group - Catholic Hospitals Rhein-Ruhr, St. Anna Hospital Herne/Marienhospital Herne/Marien Hospital Witten

Dr. med. Georgios Malamataris

Center for Spine Surgery and Pain Therapy, Center for Orthopaedics and Traumatology of the St. Elisabeth Group - Catholic Hospitals Rhein-Ruhr, St. Anna Hospital Herne/Marienhospital Herne/Marien Hospital Witten

Dr. med. Semih Oezdemir

Center for Spine Surgery and Pain Therapy, Center for Orthopaedics and Traumatology of the St. Elisabeth Group - Catholic Hospitals Rhein-Ruhr, St. Anna Hospital Herne/Marienhospital Herne/Marien Hospital Witten

Dr. med. Sompoch Paiboonsrijit

Spine Specialists Center, Bumrungrad International,
Bangkok, Thailand

Dr. med. Dimitrios Pappas

Center for Spine Surgery and Pain Therapy, Center for Orthopaedics and Traumatology of the St. Elisabeth Group - Catholic Hospitals Rhein-Ruhr, St. Anna Hospital Herne/Marienhospital Herne/Marien Hospital Witten

Priv.-Doz. Dr. med. habil. Sebastian Ruetten

Head of the
Center for Spine Surgery and Pain Therapy, Center for Orthopaedics and Traumatology of the St. Elisabeth Group - Catholic Hospitals Rhein-Ruhr, St. Anna Hospital Herne/Marienhospital Herne/Marien Hospital Witten

Dr. med. Athanasios Tsoanelis

Center for Spine Surgery and Pain Therapy, Center for Orthopaedics and Traumatology of the St. Elisabeth Group - Catholic Hospitals Rhein-Ruhr, St. Anna Hospital Herne/Marienhospital Herne/Marien Hospital Witten

Dr. med. Ladan Vakili

Center for Spine Surgery and Pain Therapy, Center for Orthopaedics and Traumatology of the St. Elisabeth Group - Catholic Hospitals Rhein-Ruhr, St. Anna Hospital Herne/Marienhospital Herne/Marien Hospital Witten

Dr. med. Ali Güven Yörükoglu

Artvin State Hospital,
Department of Neurosurgery,
Artvin, Turkey

ORGANIZERS:

Center for Spine Surgery and Pain Therapy, Center for Orthopaedics and Traumatology of the St. Elisabeth Group - Catholic Hospitals Rhein-Ruhr, St. Anna Hospital Herne/Marienhospital Herne/Marien Hospital Witten Hospitalstrasse 19, 44649 Herne, Germany

Section for Clinical Anatomy,
Heinrich-Heine-University Düsseldorf
Universitätsstrasse 1,
Building 22.05
40225 Düsseldorf

SCIENTIFIC DIRECTION:

Dr. med. Martin Komp,
Dr. med. Semih Oezdemir,
Dr. med. Patrick Hahn,
Priv.-Doz. Dr. med. habil. Sebastian Ruetten
Center for Spine Surgery and Pain Therapy, Center for Orthopaedics and Traumatology of the St. Elisabeth Group - Catholic Hospitals Rhein-Ruhr, St. Anna Hospital Herne/Marienhospital Herne/Marien Hospital Witten

CME CERTIFICATION:

Certified for CME credit points.

LANGUAGE: All lectures, presentations and discussions will be conducted in **ENGLISH**.

CONFERENCE LOCATION:

Friday, September 26th 2014

Center for Spine Surgery and Pain Therapy, Center for Orthopaedics and Traumatology of the St. Elisabeth Group - Catholic Hospitals Rhein-Ruhr, St. Anna Hospital Herne/Marienhospital Herne/Marien Hospital Witten Hörsaal 1, Hospitalstrasse 19, 44649 Herne, Germany

Saturday, September 27th 2014

Section for Clinical Anatomy,
Heinrich-Heine-University Düsseldorf
Universitätsstrasse 1,
Building 22.05
40225 Düsseldorf

There is a shuttle transfer from your hotel to the training location and back on both days.

NIGHT EVENT:

Dinner on Friday, September 26th 2014, 19:00 h

ORGANISATION OFFICE:

Mrs. Julia Armingeon
Richard Wolf GmbH
Marketing
Pforzheimer Str. 32
75438 Knittlingen
Germany
Tel.: +49 7043 35-4137
e-mail: julia.armingeon@richard-wolf.com

HOTELS:

For hotel information and booking please contact the organisation office.

Registration

Please register online: www.richard-wolf.com/spine

or send your registration form via e-mail to: julia.armingeon@richard-wolf.com

33rd International Training Course for Full-endoscopic Operations of the Lumbar, Thoracic and Cervical Spine

September 26th - 27th 2014, Herne / Düsseldorf

Center for Spine Surgery and Pain Therapy, Center for Orthopaedics and Traumatology of the St. Elisabeth Group -

Catholic Hospitals Rhein-Ruhr, St. Anna Hospital Herne/Marienhospital Herne/Marien Hospital Witten

Section for Clinical Anatomy, Heinrich-Heine-University Düsseldorf

Yes, I will participate in the

"32nd International Training Course for Full-endoscopic Operations of the Lumbar, Thoracic and Cervical Spine"

on September 26th 2014:

Symposium with Live-Operation

(max. 100 participants) **EUR 250,-**

on September 26th and September 27th 2014:

Symposium with Live-Operation and Cadaver-Workshop

Please choose one module for cadaver workshop.

See page 5 for more detailed information.

Module 1: Lumbar Spine – Basic course

(max. 20 participants) **EUR 750,-**

Module 2: Lumbar Spine – Advanced course

(max. 6 participants) **EUR 850,-**

Module 3: Cervical Spine

(max. 3 participants) **EUR 850,-**

Yes, I will participate in the **Dinner* on Friday**

I am a vegetarian

I am allergic to:

(*Transfer and Dinner are free of additional fees)

Participant (please fill out completely)

Name:

First name:

Title:

Hospital:

Street:

Postcode / Town:

Country:

Tel.:

Fax:

e-mail:

Yes, I will use the **shuttle transfer***

Hotel > Training location > Hotel

Please send us your registration form until August 29th 2014.

Because of the limited number of participants only those can be registered, who receive a confirmation from the organisation office. You will receive detailed payment information together with the confirmation from our organisation office.

.....
Date

.....
Stamp, Signature