

**RICHARD
WOLF** 

spirit of excellence

VERTEBRIS

the full-endoscopic spine instrument set from RICHARD WOLF extends in a unique manner the application spectrum for operations of disc herniations and spinal stenosis with minimally invasive surgical techniques.

RICHARD WOLF is your experienced partner for full-endoscopic spine surgery.

Thanks to its modular design, this instrument set offers you an exceptionally wide spectrum of application.

Sebastian Ruetten

While others warm up – we set the standards!

VERTEBRIS

Info / Service 067_05



RICHARD WOLF GmbH · 75434 Knittlingen · PF 1164 · Telephone +49 70 43 35-0 · Telefax +49 70 43 35-300 GER-MANY · info@richard-wolf.com · www.richard-wolf.com

Distributed by: **Berli Jucker Public Company Limited THAILAND** Tel.02-3671301-3



**Bumrungrad
International
HOSPITAL**

**31st International Training Course
for Full-endoscopic Operations
of the Lumbar, Thoracic
and Cervical Spine**

**Symposium with Live-Operation
and Cadaver-Workshop**

February 7th-8th, 2014
Bangkok, Thailand

Organizers:

- Spine Institute, Bumrungrad International Hospital, Bangkok, Thailand
- Faculty of Science, Mahidol University, Bangkok, Thailand
- Center for Spine Surgery and Pain Therapy, Center for Orthopaedics and Traumatology, St. Anna Hospital, Herne, Germany



**RICHARD
WOLF** 
spirit of excellence



www.bumrungrad.com

**Bumrungrad
International
HOSPITAL**

Invitation

Dear colleagues,

Cervical and lumbar disc herniation is a common problem requiring discectomy. In general, open spinal discectomy is associated with muscle and ligamentum flavum dissection which can cause scaring and long-term side effects. In order to make cervical and lumbar disc surgery minimally invasive, Dr. Sebastian Ruetten has developed a Richard Wolf endoscope for both cervical and lumbar discectomy. His operative techniques significantly reduce the risks of these potential complications.

The endoscopic cervical and lumbar discectomy is another step advance from cervical and lumbar microdiscectomy that is performed with the use of the operating microscope. The surgical visualization by an endoscope is better than with the operating microscope. Because an endoscope can enter into surgical anatomy and has a capability to look around with 25-degree lens unlike the operating microscope that views the surgical site from a distance, endoscopic discectomy requires a smaller incision and less tissue dissection than microscopic discectomy. Obviously, this minimally invasive, less traumatic, endoscopic cervical and lumbar discectomy leads to excellent results, faster recovery, and significant economic saving, which is extremely gratifying for both the patient and the surgeon.

This time we include more advanced lecture and workshop table for recess decompression surgery with the new scope. We have accomplished this technique for a couple of years with good results.

We will devote ourselves to further development in the field of minimally invasive spine surgery. In this situation, we are very grateful for your participation. We hope that this training course will offer great opportunities for neurosurgeons and orthopedic surgeons to communicate, exchange experiences and upgrade their expertise which would eventually lead to further development and innovation in this field.

Thank you very much.

Dr. Verapan Kuansongtham

Director of Bumrungrad Spine Institute
Bumrungrad International Hospital

Division of Neurosurgery
Department of Surgery
Faculty of Medicine, Ramathibodi Hospital
Mahidol University

Priv.-Doz. Dr. med. habil. Sebastian Ruetten

Head of the Center for Spine Surgery and Pain Therapy
Center for Orthopaedics and Traumatology
St. Anna Hospital, Herne, Germany



Message from Medical Director of Bumrungrad International Hospital

Dear colleagues,

At Bumrungrad, we strive for professional excellence and innovation in all we do. We participate actively in the advancement of medicine practice through research and education. For Spine Surgery, in June 2011 the Bumrungrad Spine Institute has been established at our hospital. In addition, we launched the Asian Full Endospine Training Center in collaboration with St. Anna Hospital and Richard Wolf GmbH at Bumrungrad. This evidenced the recognition of the capabilities and experience of our spine surgeons in advance endoscopic techniques pioneered in Germany.

As you may already be aware, Dr. Sebastian Ruetten is a world pioneer who invented a special technique for using an endoscope to operate patients with herniated discs. Dr. Verapan Kuansongtham, our neurosurgeon who is also the Director of our Spine Institute, and Dr. Sompoch Paiboonsirijit have been directly trained by Dr. Ruetten. In 2008, Dr. Ruetten and Dr. Kuansongtham decided to become partners in training doctors around the world for the full-endoscopic spine and cervical surgery. Each year, they will jointly organize a symposium for full-endoscopic surgery of the lumbar and cervical spine twice a year in Germany (March and September), and once a year in Thailand (around January). In 2009 Dr. Kuansongtham and Dr. Paiboonsirijit also joined Dr. Ruetten in organizing a special workshop in Chicago for American doctors.

Since Thailand is the only training center in Asia, each time we received participants from many countries in this region like Hong Kong, Malaysia, Korea and India. We trust that you will find our symposium even more interesting forum for exchange of knowledge and experiences among doctors with diverse background.

Dr. Num Tanthuanit

Medical Director
Bumrungrad International Hospital



Friday, February 7th, 2014
At Bumrungrad International Hospital, Bangkok

07:45 h **Shuttle transfer**
The Sukosol hotel to
Bumrungrad International Hospital

From 08:30 h **Registration**

09:00-09:15 h **Welcome and introduction**

Mr. Dennis Brown, Corporate Chief Executive officer
Dr. Jitra Anuras, Senior Associate Medical Director
Dr. Sebastian Ruetten, Head of the Center for Spine Surgery and Pain Therapy
Center, St. Anna Hospital, Herne, Germany
Mr. Dirk Goethel, Head of Product Marketing Spine Surgery,
Richard Wolf GmbH

Lumbar / Thoracic Spine:

09:15-9:45 h **The transforaminal full-endoscopic approach in disc herniations –
Technique and indications of posterolateral to lateral access**
S. Paiboonsirijit, V. Kuansongtham, S. Ruetten, M. Komp

09:45-10:15 h **Discussion**

10:15-10:30 h **Refreshment**

10:30-11:15 h **Live Operation:**

**Full-endoscopic operation with lateral transforaminal
access in a disc herniation**

S. Paiboonsirijit, P. Preedeeprampan, S. Ruetten, M. Komp
Moderators: V. Kuansongtham, A. Hansasuta, W. Mahattanakul
Discussion afterwards

11:15-11:45 h **The interlaminar full-endoscopic approach in disc herniations -
State of the art, possibilities and limitations**

T. Wattanawong, V. Kuansongtham, S. Ruetten, M. Komp

11:45-12:15 h **Discussion**

12:15-13:15 h **Lunch**

13:15-14:00 h **Live Operation:**

Full-endoscopic operation with interlaminar access in a disc herniation

V. Kuansongtham, S. Ruetten, M. Komp
Moderators: T. Wattanawong A. Hansasuta, W. Mahattanakul
Discussion afterwards

14:00-14:30 h **Full-endoscopic decompression in lateral and central stenosis -
Application of the interlaminar and transforaminal approach**

V. Kuansongtham, S. Ruetten, M. Komp

14:30-14:45 h **Discussion**

14:45-15:00 h **Refreshment**

Cervical Spine:

15:00-15:30 h

**The full-endoscopic operation of the cervical spine with anterior
and posterior access – Possibilities and limitations**

S. Ruetten, M. Komp, V. Kuansongtham

15:30-15:45 h **Discussion**

15:45-16:00 h **Closing**

V. Kuansongtham

16:15 h **Shuttle transfer**

From Bumrungrad International Hospital to Sukosol hotel

18:00 h **Dinner at (Place to be announced)**

Saturday, February 8th, 2014
At Faculty of Science, Mahidol University, Bangkok

08:30 h **Shuttle transfer**
From the Sukosol hotel to Mahidol University

09:00-09:15 h **Welcome and introduction**
W.Weerachatanukul, P.Saitongdee, V.Kuansongtham

Cadaver Workshop - Part I

09:30-09:45 h **Repetition access techniques – Full-endoscopic transforaminal approach of the lumbar spine**
S. Paiboonsirijit, V. Kuansongtham, S. Ruetten, M. Komp

09:45-10:15 h **Demonstration of transforaminal access**
S. Paiboonsirijit, V. Kuansongtham, S. Ruetten, M. Komp

10:15-12:45 h **Practical exercises for participants**
Module 1: Lumbar spine - basic course:
Full-endoscopic transforaminal operation
Module 2: Lumbar spine - advanced course:
Full-endoscopic extraforaminal operation
Module 3: Cervical spine:
Full-endoscopic operation with anterior approach

Instructors:

*S. Paiboonsirijit, V. Kuansongtham, S. Ruetten, T. Wattanawong,
W. Mahattanakul, I. Komonhirun, P. Preedeeprampan,
R. Arunakul, K. Saetia, W. Kesornsak*

11.30-12.00h **Demonstration of interlaminar decompression for lateral recess stenosis**
V. Kuansongtham, S. Ruetten, M. Komp

12:45-13:45 h **Lunch**

Cadaver Workshop – Part II

13:45-14:00 h **Repetition access techniques – Full-endoscopic interlaminar approach of the lumbar spine**
V. Kuansongtham, S. Ruetten, M. Komp

14:00-14:30 h **Demonstration of interlaminar access**
V. Kuansongtham, S. Ruetten, M. Komp

14:30-16:45 h **Practical exercises for participants**
Module 1: Lumbar spine - basic course:
Full-endoscopic Interlaminar operation
Module 2: Lumbar spine - advanced course:
Full-endoscopic operation of spine canal stenosis
Module 3: Cervical spine:
Full-endoscopic operation with posterior approach

Instructors:

*V. Kuansongtham, S. Paiboonsirijit, S. Ruetten,
T. Wattanawong, W. Mahattanakul, I. Komonhirun,
P. Preedeeprampan, R. Arunakul, K. Saetia, W. Kesornsak*

16.00-16.30 h **Demonstration of interlaminar approach to posterior cervical spine**
V. Kuansongtham, S. Ruetten, M. Komp

16:45:17:00 h **Closing**
V. Kuansongtham

17:15 h **Shuttle transfer**
From Mahidol University to the Sukosol hotel.

Speakers/Instructors

Dr. Jitra Anuras

Senior Associate Medical Director
Bumrungrad International Hospital

Dr. Rattalerk Arunakul

Orthopedic Surgeon
Bumrungrad Spine Institute

Mr. Dennis Brown

Corporate Chief Executive Officer
Bumrungrad Hospital Public Company Limited

Dr. Ake Hansasuta*

Neurosurgeon
Bumrungrad Spine Institute

Dr. Withawin Kesornsak

Neurosurgeon
Bumrungrad Spine Institute

Dr. Ittipol Komonhirun

Orthopedic Surgeon
Bumrungrad Spine Institute

Dr. med. Martin Komp

Center for Spine Surgery and Pain Therapy,
Center for Orthopedics and Traumatology,
St. Anna-Hospital Herne, Germany

Dr. Verapan Kuansongtham*

Neurosurgeon
Director of Bumrungrad Spine Institute
Bumrungrad International Hospital

Dr. Wattana Mahattanakul*

Neurosurgeon
Bumrungrad Spine Institute

Dr. Sompoch Paiboonsirijit

Orthopedic Surgeon
Bumrungrad International Hospital

Dr. Pradit Predeepromran

Orthopaedic Surgeon
Bumrungrad Spine Institute

Priv.-Doz. Dr. med. habil. Sebastian Ruetten

Head of the Center for Spine Surgery and Pain
Therapy, Center for Orthopaedics and
Traumatology, St. Anna-Hospital Herne, Germany

Dr. Kriangsak Saetia*

Neurosurgeon
Bumrungrad Spine Institute

Assoc. Prof. Dr. Pornchan Saitongdee

Department of Anatomy
Faculty of Science, Mahidol University

Dr. Veerasak Theerapancharoen

Neurosurgeon
Bumrungrad Spine Institute

Dr. Thanet Wattanawong

Orthopaedic Surgeon
Bumrungrad Spine Institute

**Also a member of the Faculty of Medicine at
Ramathibodi Hospital, Mahidol University, Bangkok,
Thailand*

General Notes

ORGANIZERS:

- **Spine Institute**
Bumrungrad International Hospital
33 Sukhumvit 3
Klongtoey Nua, Wattana
Bangkok 10110, Thailand
- **Center for Spine Surgery and Pain Therapy**
Center for Orthopaedics and Traumatology
St. Anna-Hospital Herne
Hospitalstrasse 19
44649 Herne, Germany
- **Department of Anatomy**
Faculty of Science, Mahidol University
272 Rama VI Road,
Bangkok 10400, Thailand

LANGUAGE:

All lectures, presentations and discussions
will be conducted in **ENGLISH**.

CONFERENCE LOCATION:

- **Friday, February 7th, 2014**
21th Floor, Conference Room,
Bumrungrad International Hospital,
Bangkok, Thailand.
See map on page 12.
- **Saturday, February 8th, 2014**
Faculty of Science, Mahidol University,
Bangkok, Thailand.
See map on page 13.
There is a free shuttle transfer service
between the Sukosol Hotel and the
conference locations on both days.

NIGHT EVENT:

Friday, February 7th, 2014 18:00 h.
Dinner at, Sukosol Hotel

SCIENTIFIC DIRECTION:

Dr. Verapan Kuansongtham
Spine Institute
Bumrungrad International Hospital
33 Sukhumvit 3
Klongtoey Nua, Wattana
Bangkok 10110, Thailand

Priv.-Doz. Dr. med. habil. Sebastian Ruetten
Dr. med. Martin Komp
Center for Spine Surgery and Pain Therapy
Center for Orthopaedics and Traumatology
St. Anna-Hospital Herne
Hospitalstrasse 19,
44649 Herne, Germany

CME CERTIFICATION:

Certified for 12 CME credit points:

ORGANIZATION OFFICE:

Miss Benjamaporn Utartham
Miss Pattiya Namfar
Miss Supunsa Meemasuk
Medical Education
Bumrungrad Hospital PCL.
33 Sukhumvit 3
Klongtoey Nua, Wattana,
Bangkok 10110, Thailand
Tel: +66 (0) 2667 1883-5
Fax: +66 (0) 2262 5022
E-mail:
medical.education@bumrungrad.com

SUGGESTED HOTEL :

The Sukosol hotel
477 Si Ayuthaya Road, Phaya Thai,
Bangkok 10400, Thailand
Tel: +66 (0) 2247-0123 ,
Fax: +66 (0) 2247-0165
thesukosol@sukosolhotels.com

Registration

Please send your registration form to Medical Education, Bumrungrad Hospital Pcl no later than December 27th, 2013

via fax number +66 (0) 2262 5022

or e-mail: medical.education@bumrungrad.com

- Yes, I will participate in the "31th International Training Course for Full-endoscopic Operations of the Lumbar, Thoracic and Cervical Spine February 7th-8th, 2014, Bangkok, Thailand.
- on only February 7th, 2014; or
- on both February 7th and 8th, 2014.

Participant (please complete information below)

First name:

Surname:

Title:

Hospital:

Street:

City/Postcode:

Country:

Tel: Fax:

E-mail:

Have you ever participated in any full-endoscopic operations of the lumbar, thoracic and cervical spine training course before?

- Yes, please specify date and place.
 No

Have you ever performed full-endoscopic operations of the lumbar, thoracic and/or cervical spine?

- Yes, please specify types and approximate number of cases.
 No

Would you and your spouse like to join welcome dinner at the Sukosol Hotel?

- Yes, please specify number.
 No

Special Dietary Needs:

- None Vegetarian
 Seafood Allergies Halal
 Other, please specify

Signature: Date:

Course fee:

For attending only lecture on February 7th, 2014

Thai
THB 2,000

Foreigner
USD 100

For attending both lecture and workshop on February 7th and 8th, 2014

THB 30,000

USD 1,200

Participants:

There is a maximum of 30 participants for workshop on Saturday, February, 2014.

Due to space limitation, only participants who receive confirmation from the Organization Office will be registered for the training. The Organization Office will provide payment information upon confirmation.

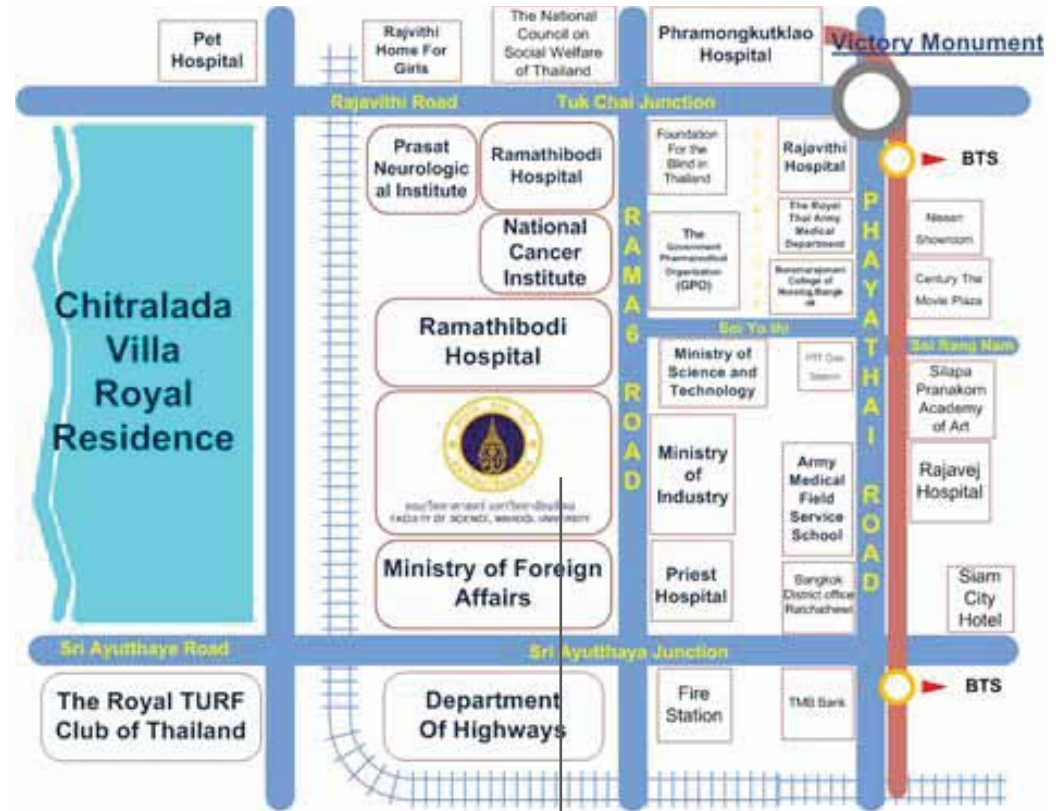
Map

Bumrungrad International Hospital
 33 Sukhumvit 3 Klongtoey Nua, Wattana
 Bangkok 10110, Thailand

Tel: +66 (0) 2667 2000
 Fax: +66 (0) 2667 2532



- Embassy
- Hotel
- Shopping
- BTS Station
- MRT Station
- Bumrungrad Shuttle Van Route



BUS: 8, 92, 157
 AirBus: ๑๒.9, 10, 44, 154, 171
 MicroBus: ๑๒.๗.8

- SYMBOL**
- Railway
 - BTS

Department of Anatomy
 Faculty of Science
 Mahidol University
 272 Rama VI Road
 Bangkok 10400 Thailand
 Tel: +66 (0) 2201 5007
 Fax: +66 (0) 2354 7165

GE Healthcare

GE is making a new commitment to healthcare

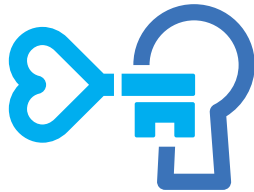
We call it **healthymagination**

At GE, we believe what's needed, right now, is a new mindset that embraces that health is everything. Just as we delivered innovation in environmental technology with ecomagination, healthymagination will change the way we approach healthcare, with over 100 innovations all focused on addressing three critical needs: **lowering costs, touching more people and improving quality.**

Yes, costs need to be lowered, while still delivering the best technology possible. GE's Electronic Medical Records give doctors the information they need almost instantly and could save billions in costs over the next 5 years.




Reduce Costs



Increase Access

Access to healthcare should be more available and not determined by where you live. Equipment like GE's MAC 800 brings lifesaving ECG technology to patients in a unit smaller than a backpack, accessible to the most remote hospitals and clinics in the world.



Improve Quality

Quality healthcare empowers more people through early detection and a higher level of care at home. As people age or face chronic conditions, they need innovations like Home Health technologies that remotely monitor their well-being so they can live independently.

To learn more visit, www.healthymagination.com



GE imagination at work

© 2009 General Electric Company GE Medical Systems, a General Electric company, doing business as GE Healthcare.

BJC
Medical Equipments Division

RICHARD WOLF
ชุดเครื่องมือส่องตรวจและผ่าตัดผ่านกล้อง
Endoscopy

KLS martin
GROUP
เครื่องมือสำหรับผ่าตัด
เครื่องจีและตัดห้ามเลือดด้วยไฟฟ้า
โคมไฟสำหรับงานผ่าตัด

Leica
MICROSYSTEMS
กล้องผ่าตัดจุลทรรศน์

da Vinci Si^{HD}
SURGICAL SYSTEM
หุ่นยนต์ผ่าตัด

EMS
ชุดเครื่องมือสลายนิ่ว

Laerdal
helping save lives
หุ่นฝึกช่วยชีวิต

Lsa
เครื่องเลเซอร์สำหรับการผ่าตัด

cisa
ระบบทำให้ปราศจากเชื้อ
Sterilization Systems

PROTE^oTRA
สินค้ากลุ่มเวชภัณฑ์
เสื้อกาวน์ , กระจกห่อเครื่องมือ ฯลฯ

บริษัท เบอริชชุกเกอร์ จำกัด(มหาชน)
อาคารเบอริชชุกเกอร์ เลขที่ 99 ซอยบูรเบี๋ย ถนนสุขุมวิท42 แขวงพระ โขนง เขตคลองเตย กรุงเทพฯ 10110
โทรศัพท์ 02-3671301-3 Fax.02-3671262